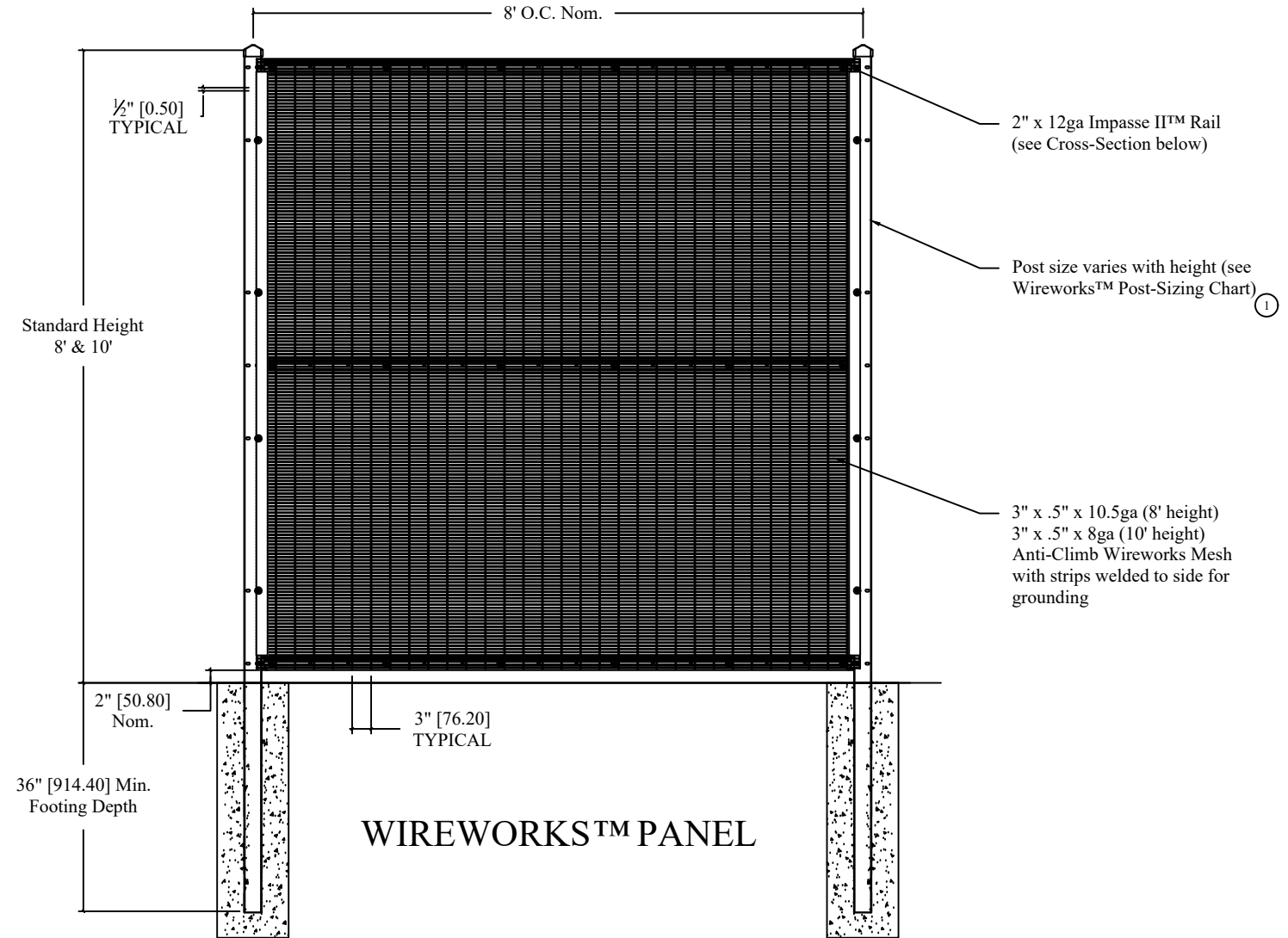
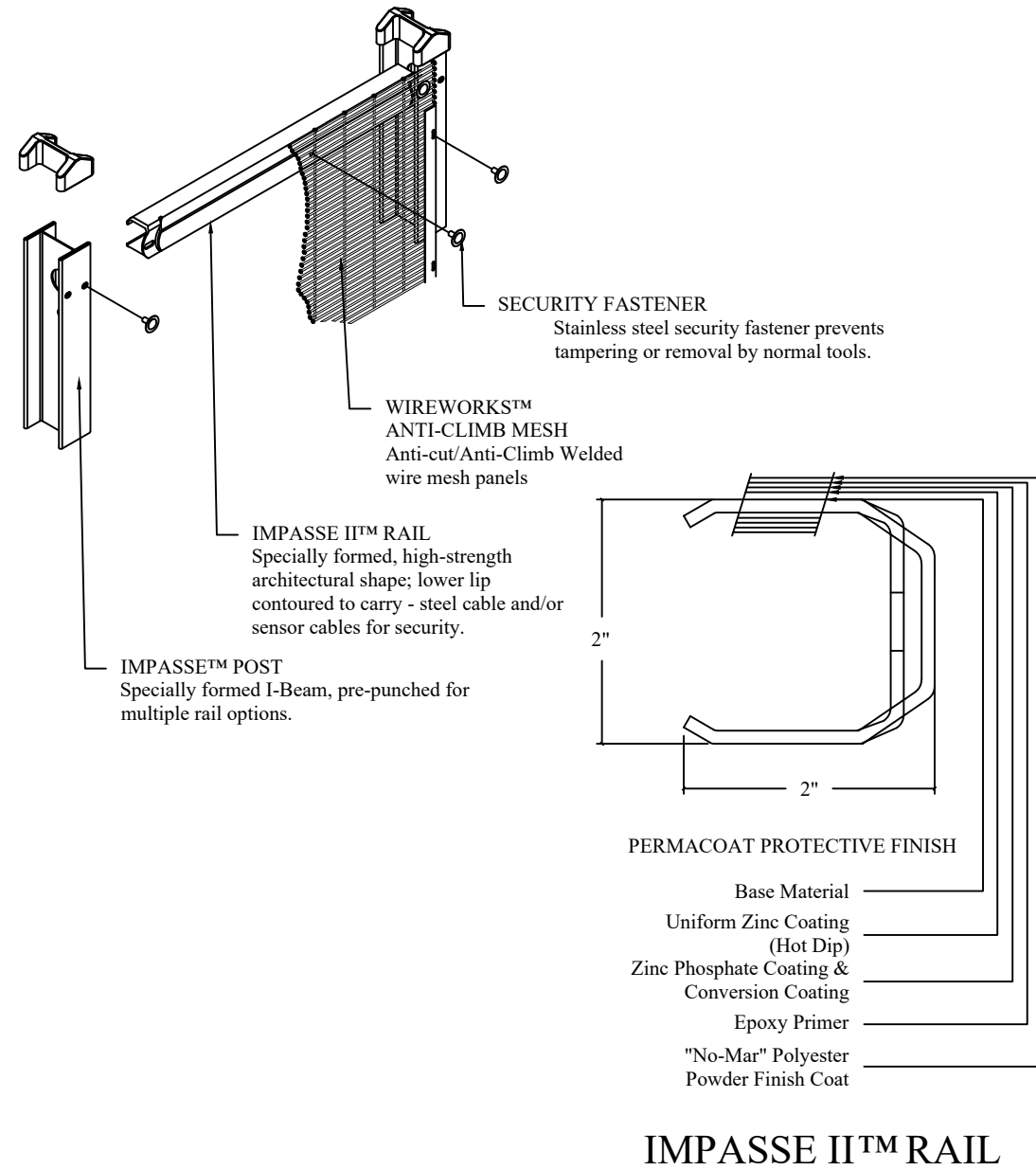


NOTES:

1. Post size and gauge depends on fence height and wind loads. See WIREWORKS™ specifications for post sizing chart.
2. Additional height available on request.



Values shown are nominal and not to be used for installation purposes. See product specification for installation requirements.

MINIMUM SIZES FOR WIREWORKS POSTS	
FENCE POSTS	PANEL HEIGHT
3" x 2.75" x 12ga I-Beam	up to and including 8' height
4" x 2.75" x 12ga I-Beam	over 8' height up to 10' height

REV A 7/2020

WIREWORKS™ ANTI-CLIMB GROUNDABLE PANEL



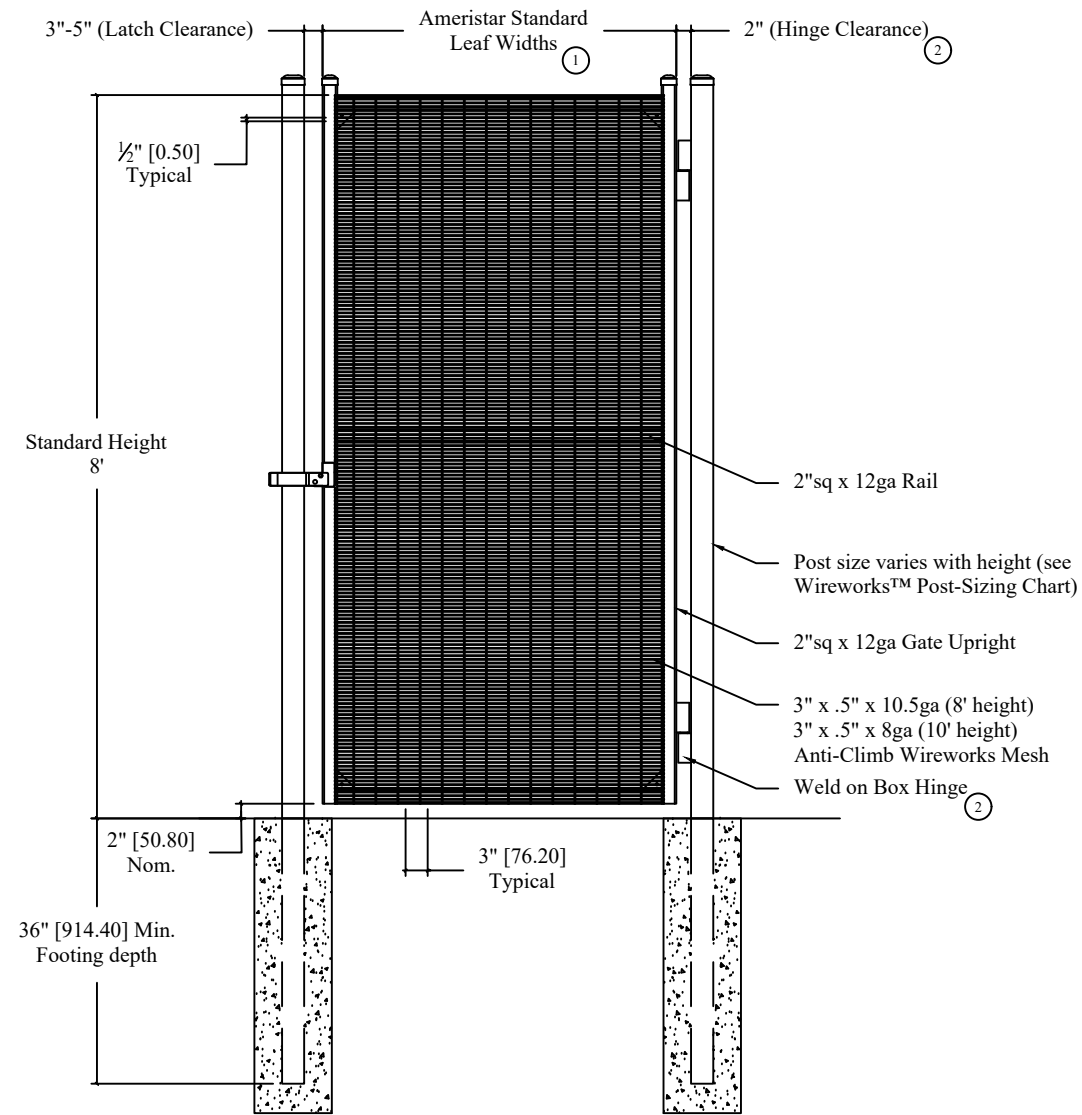
AMERISTARFENCE.COM | 800-321-8724

ASSA ABLOY, the global leader in door opening solutions

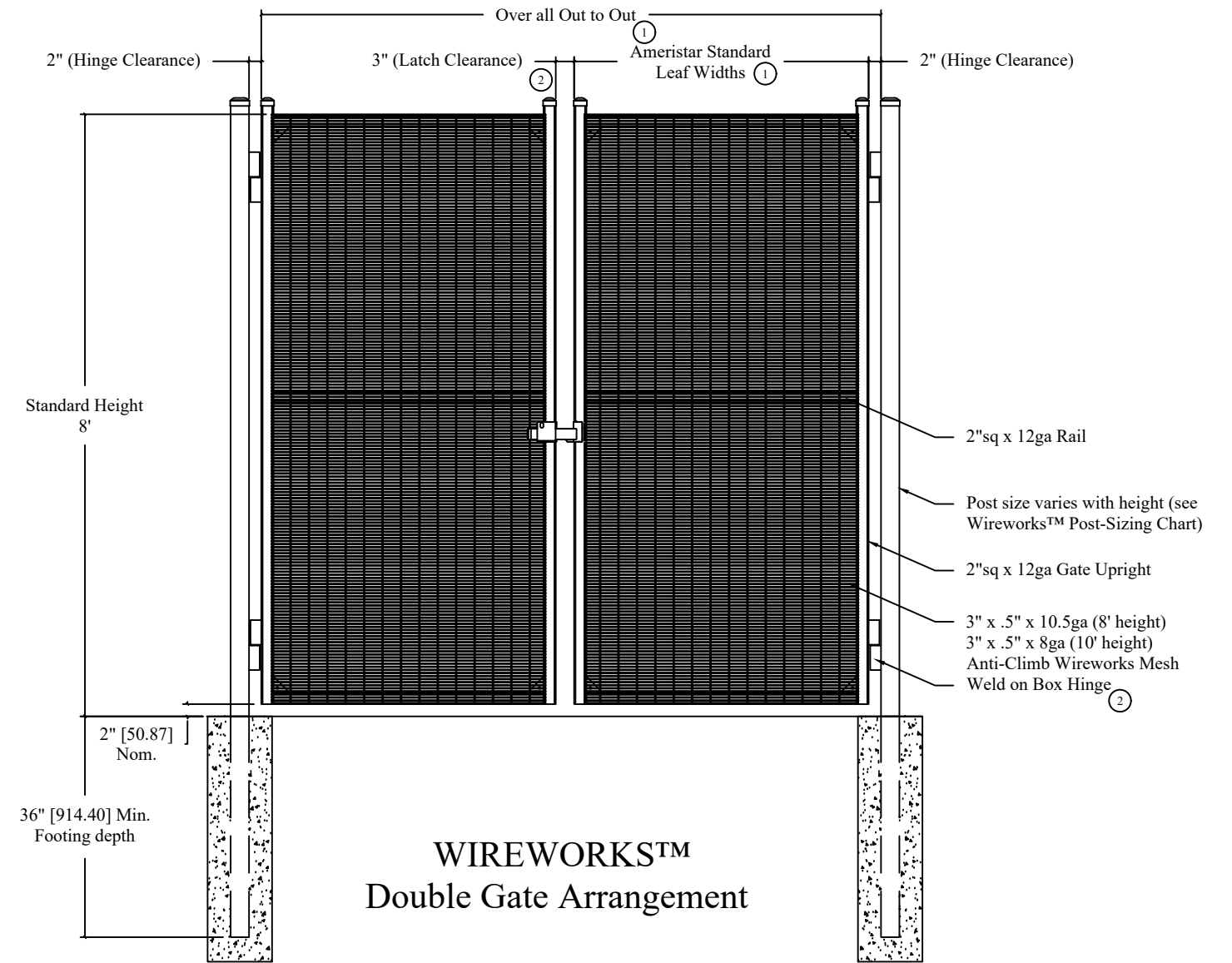


NOTES:

1. See Ameristar Gate Table for standard out to outs. Custom gate openings available for special out to out/leaf widths.
2. Additional styles of gate hardware are available on request. This could change the Latch & Hinge Clearance.



**WIREWOKS™**  
Single Gate Arrangement



**WIREWOKS™**  
Double Gate Arrangement

GATE LEAF	MINIMUM SIZES FOR MONTAGE II POSTS			
	GATE HEIGHT			
	up to & including 6'	over 6' to 8'	over 8' to 10'	over 12'
up to 4'	3" x 12 gauge	3" x 12 gauge	4" x 11 gauge	4" x 11 gauge
4'1" to 6'	3" x 12 gauge	3" x 12 gauge	4" x 11 gauge	4" x 11 gauge
6'1" to 8'	4" x 11 gauge	6" x 3/8" wall	6" x 3/8" wall	6" x 3/8" wall
8'1" to 10'	4" x 11 gauge	6" x 3/8" wall	6" x 3/8" wall	6" x 3/8" wall
10'1" to 12'	6" x 3/8" wall	6" x 3/8" wall	6" x 3/8" wall	6" x 3/8" wall
12'1" to 16'	6" x 3/8" wall	6" x 3/8" wall	6" x 3/8" wall	6" x 3/8" wall

Values shown are nominal and not to be used for installation purposes. See product specification for installation requirements.