

8

7

6

5



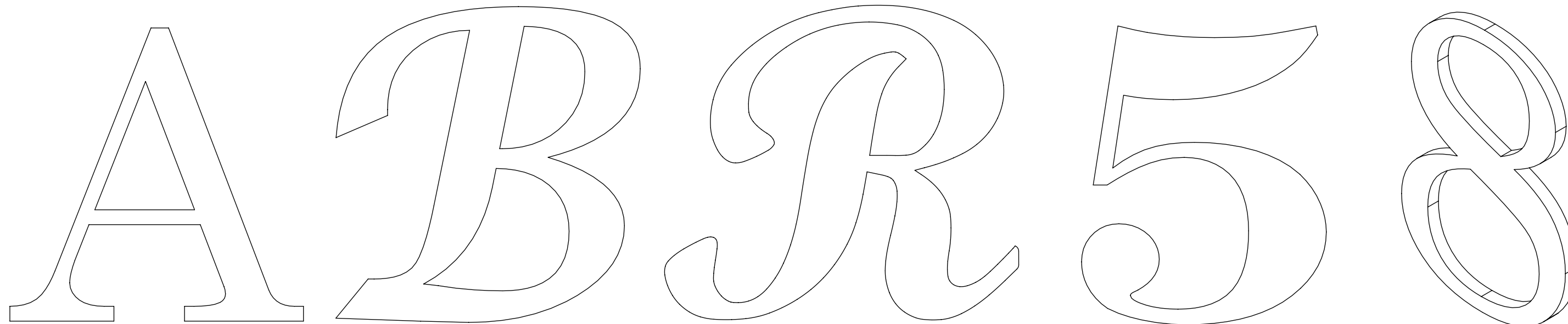
4

3

2

1

REV	DESCRIPTION	DATE	ENGINEER
-----	-------------	------	----------



AVAILABLE MATERIALS

STEEL	1/8"	3/16"	1/4"	3/8"	1/2"	5/8"	3/4"	1"
ALUMINUM	1/4"	3/8"	1/2"					

NOTES:

- METAL ADORNMENT DESIGNS ARE AVAILABLE WITH AMERISTAR'S PERMACOAT POWDER FINISH OR E-COAT FINISH. ADORNMENT SHALL MATCH GATE OR FENCE PANEL. STANDARD COLORS ONLY.
- INDIVIDUAL LETTERS, NUMERALS & GRAPHIC DESIGNS SHALL NOT EXCEED 46" X 94" FOR STEEL, AND 46" X 118" FOR ALUMINUM.
- MOUNTING OF METAL ADORNMENT DESIGNS IS AT THE DISCRETION OF THE CONTRACTOR.
- CUSTOMER TO PROVIDE ARTWORK FOR ALL DESIGNS. FILES ARE REQUIRED.
- ACCEPTED FILE TYPES: .DWG, .DXF, .IGS, .IGES, .C4CX, .DRG, .DTM
- COPYRIGHT/TRADEMARK DESIGNS WILL NOT BE PRODUCED WITHOUT EXPRESSED WRITTEN APPROVAL FROM THE COPYRIGHT/TRADEMARK OWNER PRIOR TO PRODUCTION.

<b>NOTICE TO PERSONS RECEIVING THIS DRAWING AND/OR TECHNICAL INFORMATION</b> Ameristar Perimeter Security USA Inc claims proprietary rights to the material disclosed herein. This drawing and/or technical information is issued in confidence for engineering information only and may not be reproduced or used to manufacture anything shown or referred to hereon without direct written permission from Ameristar Perimeter Security USA Inc to the user. This drawing and/or technical information is the property of Ameristar Perimeter Security USA Inc and is loaned for mutual assistance to be returned when its purpose has been served.	<b>UNLESS OTHERWISE SPECIFIED TOLERANCES</b> X.X ±.06 X.XX ±.03 X.XXX ±.02 ANGLES ±0.5° FRACTIONS ± 1/8 SURFACE FINISH 63/	DRAWING COMPLIES WITH ASME Y14.5M - 1994 INCH MM	MATERIAL SEE BOM		<b>METAL ADORNMENT DESIGNS ARCHITECTURAL DRAWING</b>			
		THIRD ANGLE PROJECTION	HEAT TREATMENT	DATE CREATED 6/3/2021	DRAWN BY nathan	DESIGNED BY nathan	DOCUMENT ID	SCALE 1:12
<b>ASSA ABLOY</b> Ameristar Perimeter Security USA Inc Tulsa		SURFACE/FINISH		MASS 0.00 lb	VOLUME 0.00 in³	SURFACE AREA 0.00 in²	DRAWING NUMBER (ALT ID) <b>METAL ADORNMENT DESIGNS - ARCH DWG</b>	