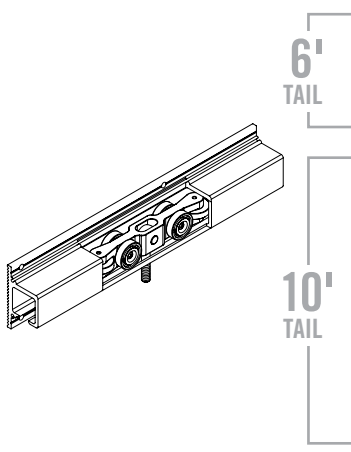


## ADAPTRACK® | GATE CONVERSION KITS

FOR USE TO CONVERT ORNAMENTAL STEEL & IRON, CHAIN LINK & WOOD GATES



GATE OPENING	TRACK LENGTH	ORNAMENTAL BLACK	ORNAMENTAL UNCOATED	CHAIN LINK UNCOATED	CLASS 55 WEIGHT	CLASS 60 WEIGHT
10'	16'-3"	ADB10	AD10	AC10	69	68
12'	18'-3"	ADB12	AD12	AC12	69	86
14'	20'-3"	ADB14	AD14	AC14	69	94
16'	10'-3" & 16'-3"	ADB16	AD16	AC16	69	126
18'	10'-3" & 18'-3"	ADB18	AD18	AC18	69	135
20'	10'-3" & 20'-3"	ADB20	AD20	AC20	69	143
22'	16'-3" & 16'-3"	ADB22	AD22	AC22	69	154
24'	16'-3" & 18'-3"	---	---	AC24	69	163
26'	18'-3" & 18'-3"	---	---	AC26	69	172
28'	18'-3" & 20'-3"	---	---	AC28	69	180
30'	20'-3" & 20'-3"	---	---	AC30	69	189

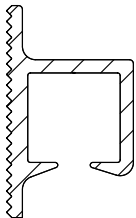
Ornamental Adaptrack Kits include: Track, 2" sq. brackets, splice pins (for kits with 2 pieces of track), and mounting hardware kit.

Chain-Link Adaptrack Kits include: Track, 2-3/8" round brackets, splice pins (for kits with 2 pieces of track), and mounting hardware kit.

NOTE: Adaptracks are a "Do it Yourself" System.

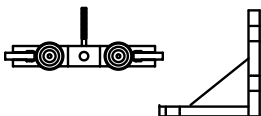
Recommend gates to be under 800 lbs or 600 lbs for wood.

## ADAPTRACK® | SEGMENTS & HARDWARE KITS



DESCRIPTION	BLACK	UNCOATED	WEIGHT
10' - 3" lg.	TB10	T10	46
16' - 3" lg.	TB16	T16	74
18' - 13" lg.	TB18	T18	83
20' - 3" lg.	TB20	T20	94

NOTE: Segments does not include Splice Pins (#8666C) or Hardware (#ADKOD1 - Ornamental or #ADKCE1) - Chain-Link



DESCRIPTION	ITEM NUMBER	BOX QTY	WEIGHT
<b>4" sq. Ornamental Square Post Gate Kit</b>	ADKOD1	1	69
4" sq. Ornamental Post Gate Kits include: (2) Truck Assemblies / 6-wheel   (2) Truck Brackets / 4" sq. U-bolts   (2) Lower Roller Guides / 4" sq. U-bolts   (1) Cantilever Gate Latch / Yolk & Receiver   (2) Gate Stops			
<b>4" sq. Chain Link Round Post Gate Kit</b>	ADKCD1	1	69
4" Round Post Gate Kits include: (2) Truck Assemblies / 6-wheel   (2) Truck Brackets / 4" Round U-bolts   (2) Lower Roller Guides / 4" Round U-bolts   (1) Cantilever Gate Latch / Yolk & Receiver   (2) Gate Stops			

NOTE: Adaptracks are a "Do it Yourself" System.

Recommend gates to be under 800 lbs or 600 lbs for wood.

Effective: 01/01/18

Effective: 01/01/18