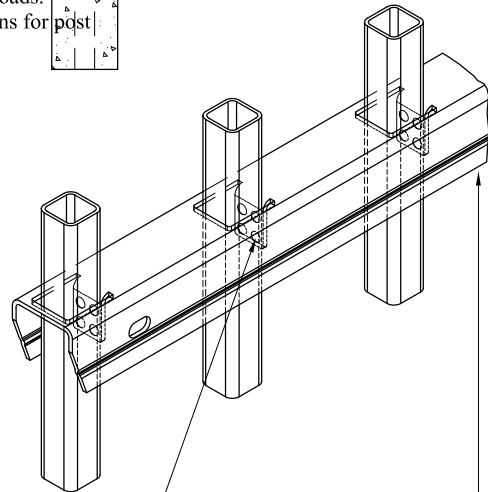
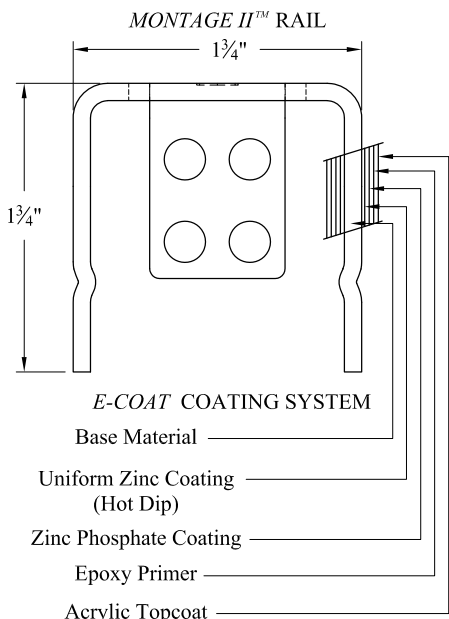


NOTES:

- 1.) Post size depends on fence height and wind loads. See *MONTAGE INDUSTRIAL™* specifications for post sizing chart and setting dimensions.
- 2.) Third & Forth rail optional.
- 3.) Available in Flush Bottom.

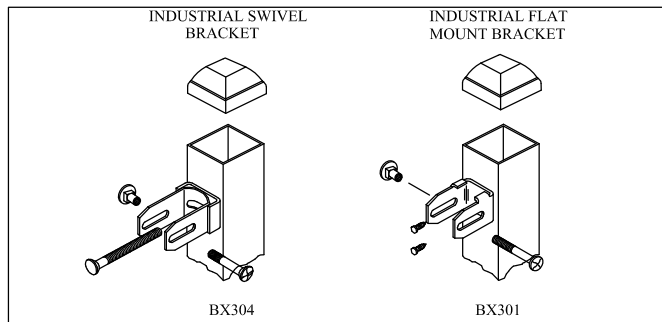


PROFUSION™ WELDING PROCESS

No exposed welds,
Good Neighbor profile - Same
appearance on both sides

MONTAGE II™ RAIL

Specially formed high strength
architectural shape.



Values shown are nominal and not to be used for installation purposes. See product specification for installation requirements.

**HEAVY INDUSTRIAL STRENGTH WELDED STEEL PANEL
PRE-ASSEMBLED**

Title: **MONTAGE INDUSTRIAL INVINCIBLE 2/3/4-RAIL**

DR: CI	SH . 1 of 1	SCALE: DO NOT SCALE
CK: ME	Date 6/28/10	REV: b



AMERISTAR®

1555 N. Mingo
Tulsa, OK 74116
1-888-333-3422
www.ameristarfence.com