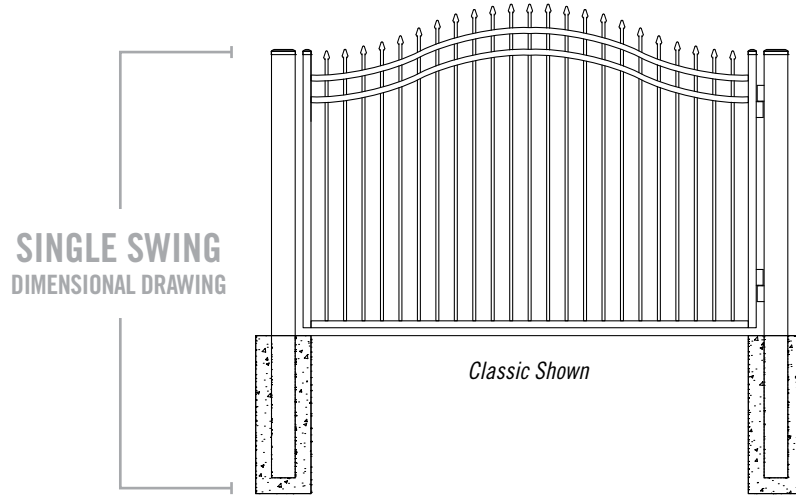


MONTAGE COMMERCIAL® | SINGLE SWING ARCHED ESTATE GATE SPECIFICATIONS

2"sq x 14ga GATE ENDS | 1.4375"w x 1.5"h x 14ga RAILS | .75"sq x 14ga PICKETS | 3.5' - 6' NOMINAL OPENINGS



SINGLE SWING
 ARCHED
 HARDWARE KITS &
 POST INTERSPACES

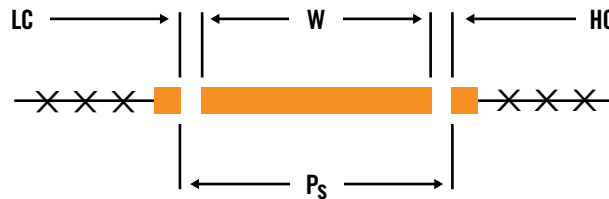
SGBSX25 / SGBSX3
 FORK LATCH / BOX
 HINGE KITS

CGBS-25
 CGBS-3 / CBGS-4
 COMMERCIAL HINGE
 WITH STRONG ARM

HGBS-25
 HGBS-3 / HGBS-4
 HEAVY COMMERCIAL
 HINGE KITS

OPENING	LEAF WIDTH*	HC	LC	P _S	HC	LC	P _S	HC	LC	P _S
3½'	40"	2"	2"	44"	1"	3"	44"	1.25"	3"	44.5"
4'	49.5"	2"	2"	53.5"	1"	3"	53.5"	1.25"	3"	53.75"
5'	58.75"	2"	2"	62.75"	1"	3"	62.75"	1.25"	3"	63"
6'	68"	2"	2"	72"	1"	3"	72"	1.25"	3"	72.25"

W = width* | HC = hinge clearance | LC = latch clearance | P_S = gate post spacing**
 * From outside to outside | ** From inside to inside



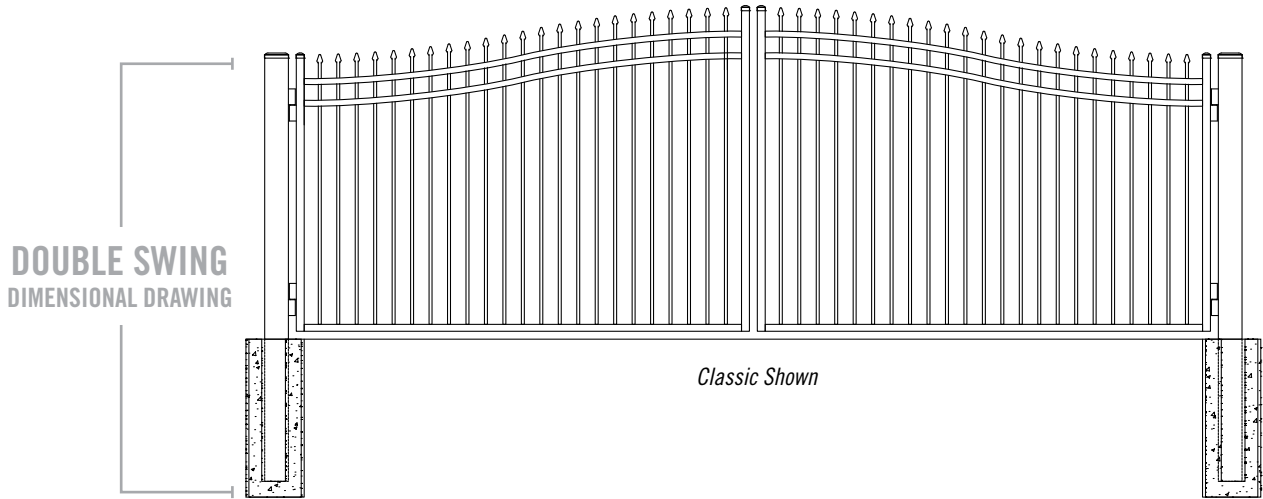
Effective: 01/06/15

AMERISTAR
ASSA ABLOY

TO PLACE YOUR ORDER CALL 888-333-3422 | VISIT AMERISTARFENCE.COM

MONTAGE COMMERCIAL® | SINGLE SWING ARCHED ESTATE GATE SPECIFICATIONS

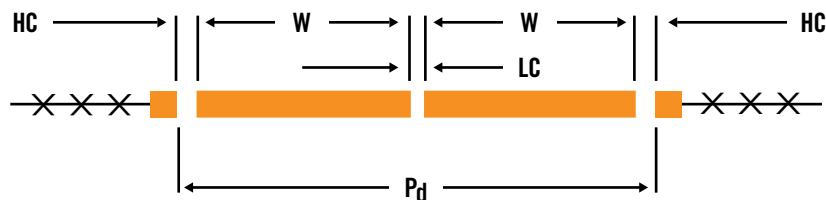
2"sq x 14ga GATE ENDS | 1.4375"w x 1.5"h x 14ga RAILS | .75"sq x 14ga PICKETS | 7' - 14' NOMINAL OPENINGS



DOUBLE SWING
 HARDWARE KITS &
 POST INTERSPACES

OPENING	LEAF WIDTH*	SGBDX FORK LATCH / BOX HINGE KITS			CGBD COMMERCIAL HINGE WITH STRONG ARM			HGBD HEAVY COMMERCIAL HINGE KITS		
		HC	LC	P _d	HC	LC	P _d	HC	LC	P _d
7'	40"	2"	2"	86"	1"	2"	84"	1.25"	2"	84.5"
8'	49.5"	2"	2"	105"	1"	2"	103"	1.25"	2"	103.5"
10'	58.75"	2"	2"	123.5"	1"	2"	121.5"	1.25"	2"	122"
12'	68"	2"	2"	142"	1"	2"	140"	1.25"	2"	140.5"
14'	86.75"	2"	2"	179.5"	1"	2"	177.5"	1.25"	2"	178"

W = width (x2)* | HC = hinge clearance (x2) | LC = latch clearance | P_d = gate post spacing**
 * From outside to outside | ** From inside to inside



Effective: 01/06/15

TO PLACE YOUR ORDER CALL 888-333-3422 | VISIT AMERISTARFENCE.COM

AMERISTAR
 ASSA ABLOY

MONTAGE COMMERCIAL® | 3-RAIL SINGLE SWING ESTATE GATES

4" AIR GAP | FLUSH BOTTOM | GATE HARDWARE SOLD SEPARATELY

7'
HEIGHT


OPENING	LEAF WIDTH	ITEM NUMBER	PICKET QTY	WEIGHT	STOCKING
8'	95½"	1W☒☒382F-96A	19	---	☉
10'	114¾"	1W☒☒382F-120A	23	---	☉
12'	143"	1W☒☒382F-144A	29	---	☉

☒ = FENCE STYLES AVAILABLE | **C** = Classic **M** = Majestic **G** = Genesis


☒ = COLOR OPTIONS AVAILABLE | **B** = Black **N** = Bronze

☉ = NON-STOCKED PRODUCT

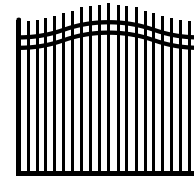
For details, see Ameristar's Sales Policy in the catalog guide.



CLASSIC™



MAJESTIC™



GENESIS™

MONTAGE COMMERCIAL® | 3-RAIL DOUBLE SWING ESTATE GATES

4" AIR GAP | FLUSH BOTTOM | GATE HARDWARE SOLD SEPARATELY

7'
HEIGHT


OPENING	LEAF WIDTH	ITEM NUMBER	PICKET QTY	WEIGHT	STOCKING
16'	95½"	1W☒☒382F-192HD	38	---	☉
18'	105½"	1W☒☒382F-216HD	42	---	☉
20'	114¾"	1W☒☒382F-240HD	46	---	☉
22'	133½"	1W☒☒382F-264HD	54	---	☉
24'	143"	1W☒☒382F-288HD	58	---	☉

☒ = FENCE STYLES AVAILABLE | **C** = Classic **M** = Majestic **G** = Genesis


☒ = COLOR OPTIONS AVAILABLE | **B** = Black **N** = Bronze

☉ = NON-STOCKED PRODUCT

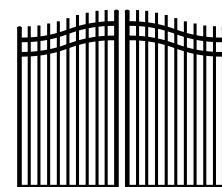
For details, see Ameristar's Sales Policy in the catalog guide.



CLASSIC™



MAJESTIC™



GENESIS™

Notes Two gate leaves included for all double gates. Gate heights are nominal & gate widths are actual.
 Genesis panels are packaged with BLACK picket plugs for black & bronze.

Effective: 01/06/15

MONTAGE COMMERCIAL® | 4-RAIL SINGLE SWING ESTATE GATES

4" AIR GAP | FLUSH BOTTOM | GATE HARDWARE SOLD SEPARATELY

7'
HEIGHT


OPENING	LEAF WIDTH	ITEM NUMBER	PICKET QTY	WEIGHT	STOCKING
8'	95½"	1W☒☉482F-96A	19	---	☉
10'	114¾"	1W☒☉482F-120A	23	---	☉
12'	143"	1W☒☉482F-144A	29	---	☉

☒ = FENCE STYLES AVAILABLE | **C** = Classic **M** = Majestic **G** = Genesis


☉ = COLOR OPTIONS AVAILABLE | **B** = Black **N** = Bronze

☉ = NON-STOCKED PRODUCT

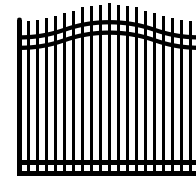
For details, see Ameristar's Sales Policy in the catalog guide.



CLASSIC™



MAJESTIC™



GENESIS™

MONTAGE COMMERCIAL® | 4-RAIL DOUBLE SWING ESTATE GATES

4" AIR GAP | FLUSH BOTTOM | GATE HARDWARE SOLD SEPARATELY

7'
HEIGHT


OPENING	LEAF WIDTH	ITEM NUMBER	PICKET QTY	WEIGHT	STOCKING
16'	95½"	1W☒☉482F-192HD	38	---	☉
18'	105½"	1W☒☉482F-216HD	42	---	☉
20'	114¾"	1W☒☉482F-240HD	46	---	☉
22'	133½"	1W☒☉482F-264HD	54	---	☉
24'	143"	1W☒☉482F-288HD	58	---	☉

☒ = FENCE STYLES AVAILABLE | **C** = Classic **M** = Majestic **G** = Genesis


☉ = COLOR OPTIONS AVAILABLE | **B** = Black **N** = Bronze

☉ = NON-STOCKED PRODUCT


For details, see Ameristar's Sales Policy in the catalog guide.



CLASSIC™



MAJESTIC™



GENESIS™

Notes Two gate leaves included for all double gates. Gate heights are nominal & gate widths are actual.
 Genesis panels are packaged with BLACK picket plugs for black & bronze.

Effective: 01/06/15