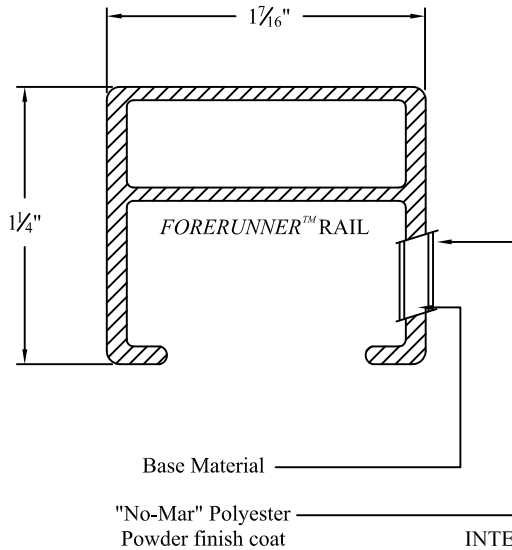


NOTES:

- 1.) Post size depends on fence height and wind loads. See ECHELON Plus™ post sizing chart.
- 2.) Panels also available for 6' on center post spacing
- 3.) Additional heights available on request
- 4.) Fourth rail optional. Some heights noted require a fourth rail.

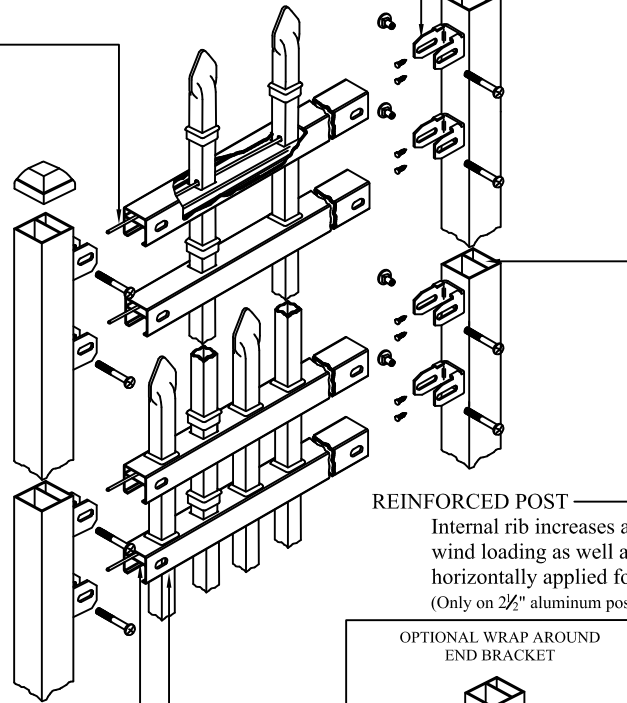
INTERNAL RETAINING ROD

Variable pitch connection system for ease of installation, high angle bias ability and elimination of unsightly external fasteners.



PANEL BRACKET

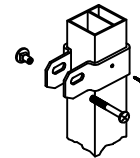
Specially designed two-point connection ensures fixity of rail ends for increased strength.



REINFORCED POST

Internal rib increases against wind loading as well as other horizontally applied forces (Only on 2 1/2" aluminum posts).

OPTIONAL WRAP AROUND END BRACKET



INTERIOR GUIDE CHANNEL
Channel forms lower limit of raceway for retaining rod and allows for high angle bias ability.

FORERUNNER™ RAIL
"U"-Channel specially formed high strength architectural shape.

Values shown are nominal and not to be used for installation purposes. See product specification for installation requirements.

COMMERCIAL STRENGTH ALUMINUM

Title: **ECHELON PLUS CLASSIC 3/4-RAIL PUPPY PANEL**

DR: LJM SH . 1 of 1 SCALE: DO NOT SCALE

CK: BS Date 10/19/17 REV: E



AMERISTAR®

1555 N. Mingo
Tulsa, OK 74116
1-888-333-3422

www.ameristarfence.com