

MONTAGE PLUS[®]



ORNAMENTAL STEEL FENCE

Montage Plus ornamental steel fence has the *versatility to fit many different project applications*. With its ability to *traverse varying grades*, variety of *distinct product styles* and unmatched coating performance, Montage Plus is the *preferred choice for ornamental fence*.



PRIMARY APPLICATIONS

- ***Commercial Developments***
- ***Self Storage***
- ***Apartments (Multi-Family)***
- ***Parks & Recreation***
- ***Schools & Universities***



AMERISTARFENCE.COM | 888-333-3422

ASSA ABLOY, the global leader in door opening solutions

AMERISTAR[®]

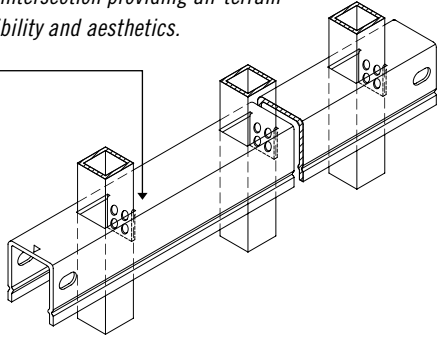
ASSA ABLOY

MONTAGE PLUS[®]

ORNAMENTAL STEEL FENCE

.75"sq x 18ga PICKETS | 1.4375" x 1.5" x 14ga RAILS | 2.5"sq x 16ga POSTS

Each picket is precisely welded at each rail intersection providing all-terrain flexibility and aesthetics.



STYLE OPTIONS



Also available in Pool, Pet & Play (3" air spacing) – styles vary

PROFUSION WELDED STEEL



All Montage fence panels are fabricated using Ameristar's ProFusion welding process. This technique combines laser and fusion technology to create a virtually invisible structural connection at every picket to rail intersection. Unlike typical aluminum fence systems that are held together with unsightly screws, the ProFusion weld used with Montage promotes a "good neighbor" profile with sleek lines and no exposed picket to rail fasteners. When compared to aluminum fencing, Montage's welded steel construction is unmatched in strength and durability.



E-COAT[™] PROTECTIVE FINISH

Montage galvanized steel framework is subjected to a multi-stage pre-treatment/wash (with zinc phosphate), followed by a duplex cathodic electrocoat system consisting of an epoxy primer, which significantly increases corrosion protection, and an acrylic topcoat, which provides the protection necessary to withstand adverse weathering effects. This process results in years of maintenance-free ownership.



20 YEAR LIMITED WARRANTY

The Montage families of fencing products are manufactured from superior quality materials by skilled craftsmen with the highest standards of workmanship in the industry. Ameristar is confident in offering Montage with a 20 year limited warranty.



DOMESTIC MANUFACTURING

Ameristar is committed to providing products that are manufactured in the USA. We have made significant investments in technology, process improvement, and employee training in an effort to secure American jobs and combat inferior import products.



FENCE PRODUCTS

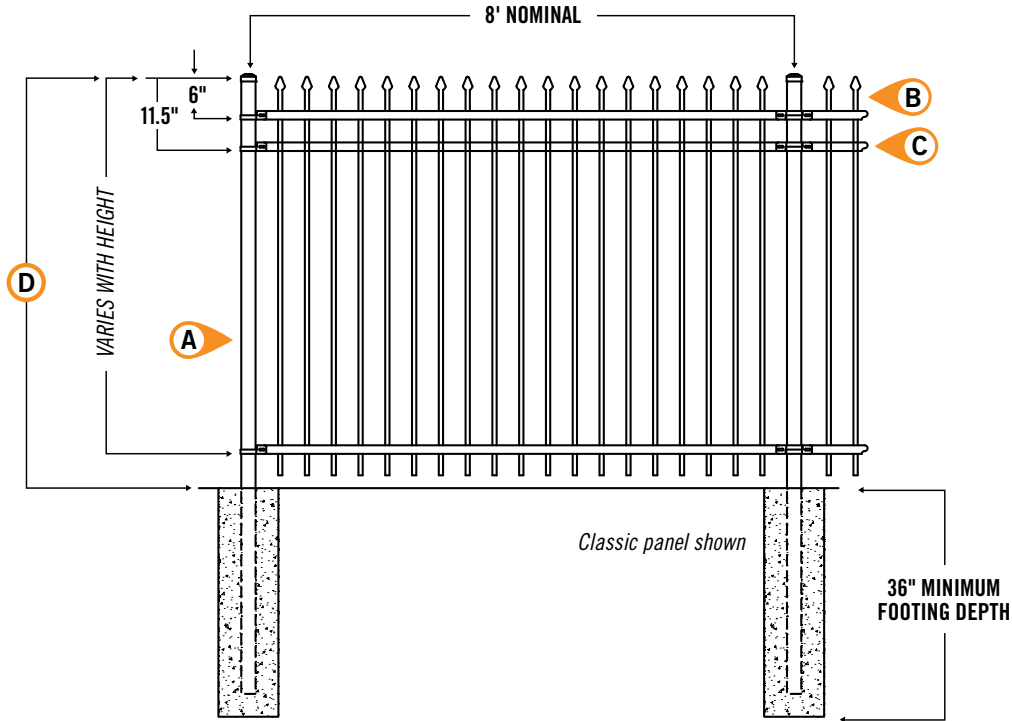
TO PLACE YOUR ORDER CALL 888-333-3422

VISIT AMERISTARFENCE.COM

MONTAGE PLUS® | 2 & 3-RAIL OPTIONS | 3" & 4" AIR-SPACE OPTIONS

STANDARD BOTTOM & FLUSH BOTTOM OPTIONS AVAILABLE

PATENT NUMBERS: 7071439, 7621510, 7980534, 8523150, 9840854



- Ⓐ 2.5"sq x 16ga POSTS
- Ⓑ 0.75"sq x 18ga PICKETS
- Ⓒ 1.4375"w x 1.5"h x 14ga RAILS
- Ⓓ 3', 3.5', 4', 4.5', 5' & 6' PANEL HEIGHTS

Refer to construction specification & tables within this section for recommended post space by bracket type

Effective: 01/01/18

MONTAGE PLUS® | 2-RAIL PANELS | 4" AIR GAP

STANDARD BOTTOM | 8' PANEL LENGTH (92" actual width) | 19 PICKETS PER PANEL | 30 PANELS PER PALLET

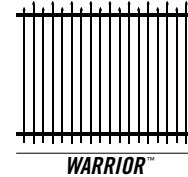
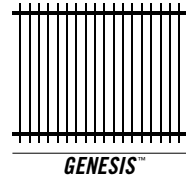
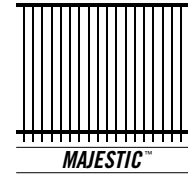
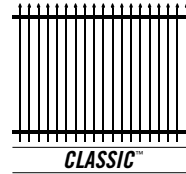
| PANEL | ITEM NUMBER | WEIGHT | STOCKING |
|-------|-------------|--------|-----------------|
| 3' | 1R☒⊗234 | 42 lbs | ☉ |
| 3.5' | 1R☒⊗240 | 48 lbs | ☉ |
| 4' | 1R☒⊗246 | 52 lbs | MB |
| 5' | 1R☒⊗258 | 61 lbs | ☉ |
| 6' | 1R☒⊗270 | 70 lbs | CB MB GB |

☒ = FENCE STYLES AVAILABLE | **C** = Classic **M** = Majestic **G** = Genesis
W = Warrior

⊗ = COLOR OPTIONS AVAILABLE | **B** = Black **N** = Bronze

☉ = NON-STOCKED PRODUCT

For details, see Ameristar's Sales Policy in the catalog guide.



Notes: Genesis panels are packaged with BLACK picket plugs for black & bronze.

MONTAGE PLUS® | 2-RAIL PANELS | 3" AIR GAP

STANDARD BOTTOM | 8' PANEL LENGTH (92" actual width) | 24 PICKETS PER PANEL | 30 PANELS PER PALLET


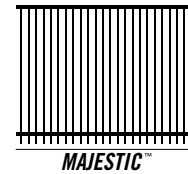

| PANEL | ITEM NUMBER | WEIGHT | STOCKING |
|-------|-------------|--------|----------|
| 3' | 1R☒⊗234-3 | 49 lbs | ☉ |
| 3.5' | 1R☒⊗240-3 | 55 lbs | ☉ |
| 4' | 1R☒⊗246-3 | 61 lbs | ☉ |
| 5' | 1R☒⊗258-3 | 72 lbs | ☉ |
| 6' | 1R☒⊗270-3 | 83 lbs | ☉ |

☒ = FENCE STYLES AVAILABLE | **C** = Classic **M** = Majestic **G** = Gemini

⊗ = COLOR OPTIONS AVAILABLE | **B** = Black **N** = Bronze

☉ = NON-STOCKED PRODUCT

For details, see Ameristar's Sales Policy in the catalog guide.



Notes: Genesis panels are packaged with BLACK picket plugs for black & bronze.

Effective: 01/01/18

MONTAGE PLUS® | 2-RAIL PANELS | 4" AIR GAP

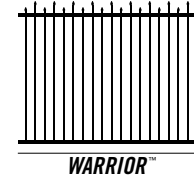
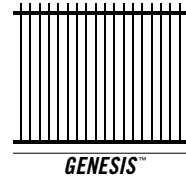
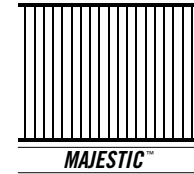
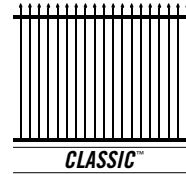
FLUSH BOTTOM | 8' PANEL LENGTH (92" actual width) | 19 PICKETS PER PANEL | 30 PANELS PER PALLET

| PANEL | ITEM NUMBER | WEIGHT | STOCKING |
|-------|-------------|--------|-----------|
| 3' | 1R☒⊗234F | 42 lbs | ⊙ |
| 3.5' | 1R☒⊗240F | 48 lbs | ⊙ |
| 4' | 1R☒⊗246F | 52 lbs | MB |
| 5' | 1R☒⊗258F | 61 lbs | ⊙ |
| 6' | 1R☒⊗270F | 70 lbs | MB |

☒ = FENCE STYLES AVAILABLE | **C** = Classic **M** = Majestic **G** = Genesis
W = Warrior

⊗ = COLOR OPTIONS AVAILABLE | **B** = Black **N** = Bronze

⊙ = NON-STOCKED PRODUCT
 For details, see Ameristar's Sales Policy in the catalog guide.



Notes: Genesis panels are packaged with BLACK picket plugs for black & bronze.

MONTAGE PLUS® | 2-RAIL PANELS | 3" AIR GAP

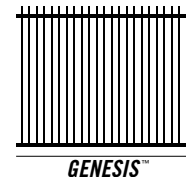
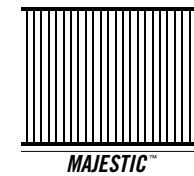
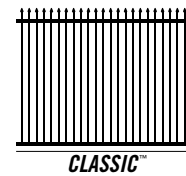
FLUSH BOTTOM | 8' PANEL LENGTH (92" actual width) | 24 PICKETS PER PANEL | 30 PANELS PER PALLET

| PANEL | ITEM NUMBER | WEIGHT | STOCKING |
|-------|-------------|--------|----------|
| 3' | 1R☒⊗234F-3 | 49 lbs | ⊙ |
| 3.5' | 1R☒⊗240F-3 | 55 lbs | ⊙ |
| 4' | 1R☒⊗246F-3 | 61 lbs | ⊙ |
| 5' | 1R☒⊗258F-3 | 72 lbs | ⊙ |
| 6' | 1R☒⊗270F-3 | 83 lbs | ⊙ |

☒ = FENCE STYLES AVAILABLE | **C** = Classic **M** = Majestic **G** = Gemini

⊗ = COLOR OPTIONS AVAILABLE | **B** = Black **N** = Bronze

⊙ = NON-STOCKED PRODUCT
 For details, see Ameristar's Sales Policy in the catalog guide.



Notes: Genesis panels are packaged with BLACK picket plugs for black & bronze.

Effective: 01/01/18

MONTAGE PLUS® | 3-RAIL PANELS | 4" AIR GAP

STANDARD BOTTOM | 8' PANEL LENGTH (92" actual width) | 19 PICKETS PER PANEL | 30 PANELS PER PALLET

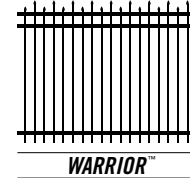

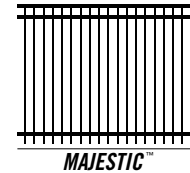
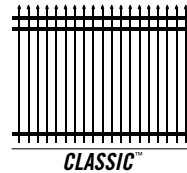
| PANEL | ITEM NUMBER | WEIGHT | STOCKING |
|-------|-------------|--------|-----------------|
| 3' | 1R☒☒334 | 50 lbs | <u>MB</u> |
| 3.5' | 1R☒☒340 | 56 lbs | <u>MB</u> |
| 4' | 1R☒☒346 | 60 lbs | <u>CB MB GB</u> |
| 5' | 1R☒☒358 | 69 lbs | <u>CB MB GB</u> |
| 6' | 1R☒☒370 | 78 lbs | <u>CB MB GB</u> |

☒ = FENCE STYLES AVAILABLE | C = Classic M = Majestic G = Genesis
W = Warrior

☒ = COLOR OPTIONS AVAILABLE | B = Black N = Bronze

⊙ = NON-STOCKED PRODUCT

For details, see Ameristar's Sales Policy in the catalog guide.



Notes: Genesis panels are packaged with BLACK picket plugs for black & bronze.

MONTAGE PLUS® | 3-RAIL PANELS | 3" AIR GAP

STANDARD BOTTOM | 8' PANEL LENGTH (92" actual width) | 24 PICKETS PER PANEL | 30 PANELS PER PALLET


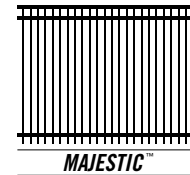

| PANEL | ITEM NUMBER | WEIGHT | STOCKING |
|-------|-------------|--------|----------|
| 3' | 1R☒☒334-3 | 56 lbs | ⊙ |
| 3.5' | 1R☒☒340-3 | 63 lbs | ⊙ |
| 4' | 1R☒☒346-3 | 69 lbs | ⊙ |
| 5' | 1R☒☒358-3 | 80 lbs | ⊙ |
| 6' | 1R☒☒370-3 | 91 lbs | ⊙ |

☒ = FENCE STYLES AVAILABLE | C = Classic M = Majestic G = Genesis

☒ = COLOR OPTIONS AVAILABLE | B = Black N = Bronze

⊙ = NON-STOCKED PRODUCT

For details, see Ameristar's Sales Policy in the catalog guide.



Notes: Genesis panels are packaged with BLACK picket plugs for black & bronze.

Effective: 01/01/18

MONTAGE PLUS® | 3-RAIL PANELS | 4" AIR GAP

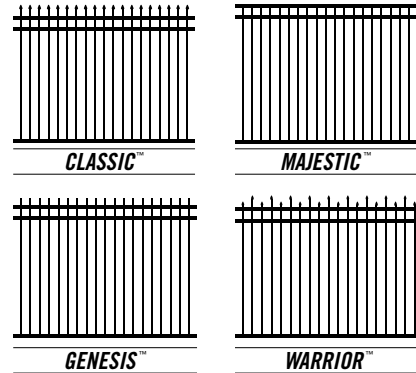
FLUSH BOTTOM | 8' PANEL LENGTH (92" actual width) | 19 PICKETS PER PANEL | 30 PANELS PER PALLET

| PANEL | ITEM NUMBER | WEIGHT | STOCKING |
|-------|-------------|--------|-----------|
| 3' | 1R☒☒334F | 50 lbs | ☉ |
| 3.5' | 1R☒☒340F | 56 lbs | ☉ |
| 4' | 1R☒☒346F | 60 lbs | MB |
| 4.5' | 1RM☒354F | 65 lbs | ☉ |
| 5' | 1R☒☒358F | 69 lbs | ☉ |
| 6' | 1R☒☒370F | 78 lbs | MB |

☒ = FENCE STYLES AVAILABLE | **C** = Classic **M** = Majestic **G** = Genesis
W = Warrior

☒ = COLOR OPTIONS AVAILABLE | **B** = Black **N** = Bronze

☉ = NON-STOCKED PRODUCT
 For details, see Ameristar's Sales Policy in the catalog guide.



Notes: Genesis panels are packaged with BLACK picket plugs for black & bronze.

MONTAGE PLUS® | 3-RAIL PANELS | 3" AIR GAP

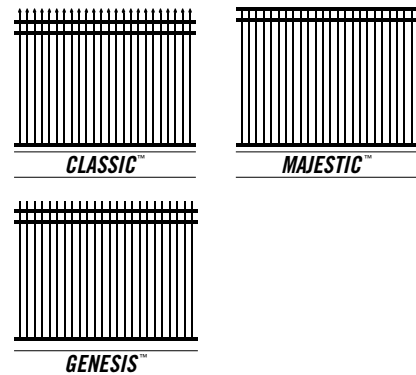
FLUSH BOTTOM | 8' PANEL LENGTH (92" actual width) | 24 PICKETS PER PANEL | 30 PANELS PER PALLET

| PANEL | ITEM NUMBER | WEIGHT | STOCKING |
|-------|-------------|--------|-----------|
| 3' | 1R☒☒334F-3 | 56 lbs | ☉ |
| 3.5' | 1R☒☒340F-3 | 63 lbs | ☉ |
| 4' | 1R☒☒346F-3 | 69 lbs | ☉ |
| 4.5' | 1RM☒354F-3 | 75 lbs | ☉ |
| 5' | 1R☒☒358F-3 | 80 lbs | ☉ |
| 6' | 1R☒☒370F-3 | 91 lbs | MB |

☒ = FENCE STYLES AVAILABLE | **C** = Classic **M** = Majestic **G** = Genesis

☒ = COLOR OPTIONS AVAILABLE | **B** = Black **N** = Bronze

☉ = NON-STOCKED PRODUCT
 For details, see Ameristar's Sales Policy in the catalog guide.

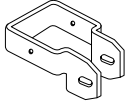


Notes: Genesis panels are packaged with BLACK picket plugs for black & bronze.

Effective: 01/01/18

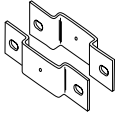
MONTAGE PLUS® | BRACKETS

AVAILABLE IN BAG QUANTITIES ONLY



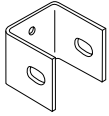
| DESCRIPTION | SIZE | ITEM NUMBER | BAG QTY | BOX QTY | WEIGHT |
|-----------------------------|------|-------------|---------|---------|---------|
| Universal Boulevard Bracket | 2.5" | B⊗ 112SR | 2 | 40 bags | .15 lbs |
| | 2" | B⊗ 117SR | 2 | 60 bags | .15 lbs |

Bags packaged with: #14 x .75" self-drilling screws | .25" x 2" carriage bolts | .25" tri groove security nuts



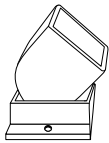
| | | | | | |
|--------------|------|----------|---|---------|---------|
| Line Bracket | 2.5" | B⊗ 114SR | 2 | 40 bags | .84 lbs |
| | 2" | B⊗ 116SR | 2 | 50 bags | .72 lbs |

Bags packaged with: #14 x .75" self-drilling screws | .25" x 2" carriage bolts | .25" tri groove security nuts



| | | | | | |
|--------------------|-----|----------|---|---------|---------|
| Flat Mount Bracket | n/a | B⊗ 111SR | 2 | 80 bags | .27 lbs |
|--------------------|-----|----------|---|---------|---------|

Bags packaged with:
#14 x .75" self-drilling screws | .25" x 2" carriage bolts | .25" tri groove security nuts



| | | | | | |
|----------------|-----|--------|---|---------|---------|
| Swivel Bracket | n/a | B⊗ 113 | 2 | 40 bags | .20 lbs |
|----------------|-----|--------|---|---------|---------|

Bags packaged with: #10 x .75" self-drilling screws | #10 x .625" Phillips flat head screws

⊗ = COLOR OPTIONS AVAILABLE | B = Black N = Bronze

MONTAGE PLUS® | FINIALS & ADORNMENTS

FINIALS & PICKET PLUGS FOR GENESIS PANELS ONLY | ADORNMENTS FOR 4" AIR-SPACE ONLY



QUAD FLARE
.75" / .15 lbs
A⊗ 518



TRIAD
.75" / .15 lbs
A⊗ 520R




ROYALTY
.75" / .21 lbs
A⊗ 525

.625" PRESS FIT PICKET FINIALS


- » 19 finials required per panel with 4" air-space
- » 24 finials required per panel with a 3" air-space

⊗ = COLOR OPTIONS AVAILABLE | B = Black N = Bronze

NOTE: Picket plugs are available in bag quantities only / 19 plugs per bag: Item number = PB7519P



BUTTERFLY SCROLL
.75" / .7 lbs
H⊗ 506



DOUBLE RINGS
.75" / .2 lbs
A⊗ 112

MONTAGE PLUS PANEL ADORNMENTS

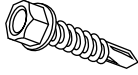
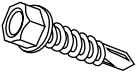
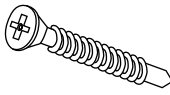
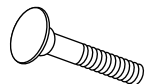
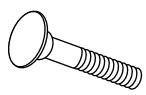


- » Fit in between / on the face of top rails on 3-rail panels
- » #10 x .75" self-drilling screws included
- » 9 adornments required per panel
- » Die cast aluminum

⊗ = COLOR OPTIONS AVAILABLE | B = Black N = Bronze

Effective: 01/01/18

MONTAGE PLUS® | FASTENERS

AVAILABLE IN BAG QUANTITIES ONLY (Phillips head screws sold individually)

| | DESCRIPTION | ITEM NUMBER / BLACK | BAG QTY | WEIGHT EA |
|---|---|---------------------|---------|-----------|
|  | #14 x .75" Tek Screw | H⊗524P-50 | 50 | .6 lbs |
| | <i>Steel hex head self-drilling screws for attaching Montage Plus brackets & adornments</i> | | | |
|  | #10 x .75" Tek Screw | H⊗539P-50 | 50 | .35 lbs |
| | <i>Steel hex head self-drilling screws for attaching Montage Plus brackets & adornments</i> | | | |
|  | #10 x .625" Phillips Head Tek Screw | H⊗519P | 1 | .005 lbs |
| | <i>Steel flat head screws for setting angle on Montage Plus swivel brackets</i> | | | |
|  | .25" x 2" Carriage Bolt | H⊗516P | 1 | .027 lbs |
| | <i>Steel carriage bolt for Montage Plus brackets</i> | | | |
|  | .25"-20 x 2-1/2" Carriage Bolt 18-8 | 2-0068-⊠P | 1 | .032 lbs |
| | <i>Steel carriage bolt for Montage Plus brackets</i> | | | |
|  | .25" Tri Groove Security Nut | 3-0033-⊠P-20 | 20 | .3 lbs |
|  | Fastener Socket | 6-0058PFG | 1 | .06 lbs |
| | One-Way Screw Remover | 33246P | 1 | .10 lbs |

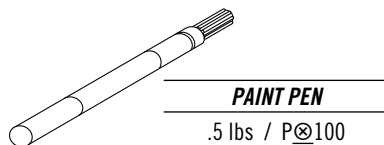
⊗ = COLOR OPTIONS AVAILABLE | B = Black N = Bronze

⊠ = COLOR OPTIONS AVAILABLE | 1 = Black 2 = Bronze

MONTAGE PLUS® | CUSTOM FINISHES

WARRANTY ON CUT COMPONENTS VOID WITHOUT PROPER TOUCH-UP APPLICATION*

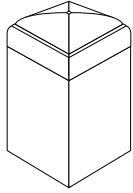
*For details & the guidelines for the proper 3-step process, see Ameristar's Sales Policy in the catalog guide



⊗ = COLOR OPTIONS AVAILABLE | B = Black N = Bronze

Effective: 01/01/18

MONTAGE PLUS® | STEEL SQUARE POSTS



STEEL POSTS

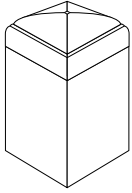
| | POST LENGTH | ITEM NUMBER | WEIGHT |
|---------------------|-------------|-------------|---------|
| 2.5"sq. x 16ga. | 6' | WP⊗25072 | 12 lbs |
| | 7' | WP⊗25084 | 14 lbs |
| | 8' | WP⊗25096 | 16 lbs |
| | 9' | WP⊗25108 | 18 lbs |
| 2.5"sq. x 14ga. | 8' | WP⊗25096-14 | 20 lbs |
| | 9' | WP⊗25108-14 | 23 lbs |
| | 10' | WP⊗25120-14 | 25 lbs |
| | 11' | WP⊗25132-14 | 27 lbs |
| 2.5"sq. x 12ga. | 7' | P⊗25084 | 22 lbs |
| | 8' | P⊗25096 | 26 lbs |
| | 9' | P⊗25108 | 28 lbs |
| | 10' | P⊗25120 | 31 lbs |
| | 11' | P⊗25132 | 35 lbs |
| 3"sq. x 12ga. | 5' | P⊗30060 | 20 lbs |
| | 6' | P⊗30072 | 24 lbs |
| | 7' | P⊗30084 | 30 lbs |
| | 8' | P⊗30096 | 34 lbs |
| | 9' | P⊗30108 | 39 lbs |
| | 10' | P⊗30120 | 43 lbs |
| 4"sq. x 11ga. | 6' | P⊗40072 | 39 lbs |
| | 7' | P⊗40084 | 47 lbs |
| | 8' | P⊗40096 | 54 lbs |
| | 9' | P⊗40108 | 61 lbs |
| | 10' | P⊗40120 | 67 lbs |
| 6"sq. x .1875" wall | 7' | P⊗60084 | 102 lbs |
| | 8' | P⊗60096 | 116 lbs |
| | 9' | P⊗60108 | 131 lbs |
| | 10' | P⊗60120 | 145 lbs |
| 8"sq. x .25" wall | 9' | P⊗80108 | 233 lbs |
| | 10' | P⊗80120 | 259 lbs |

⊗ = COLOR OPTIONS AVAILABLE | B = Black N = Bronze

NOTE: In locations subject to freezing temperatures, where posts are grouted into core-drilled holes, a .25" diameter hole should be drilled into the post approximately .5" above the elevation to allow for drainage of ground water build-up. The drilled hole must be wiped clean and be dry prior to applying Ameristar zinc primer and color finish.

Effective: 01/01/18

MONTAGE PLUS® | STEEL PLATED SQUARE POSTS



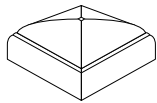
STEEL POSTS

| | POST LENGTH | PLATE SIZE | ITEM NUMBER | WEIGHT |
|-----------------|-------------|--------------------------------------|-------------|--------|
| 2.5"sq. x 12ga. | 4' | 5" sq. x .25" / .5625 holes (8833G) | P⊗ 25048P | 16 lbs |
| | 5' | 5" sq. x .25" / .5625 holes (8833G) | P⊗ 25060P | 19 lbs |
| | 6' | 5" sq. x .25" / .5625 holes (8833G) | P⊗ 25072P | 22 lbs |
| 3"sq. x 12ga. | 4' | 6" sq. x .25" / .5625 holes (5003G) | P⊗ 30048P | 20 lbs |
| | 5' | 6" sq. x .25" / .5625 holes (5003G) | P⊗ 30060P | 24 lbs |
| | 6' | 6" sq. x .25" / .5625 holes (5003G) | P⊗ 30072P | 30 lbs |
| 4"sq. x 11ga. | 4' | 8" sq. x .375" / .5625 holes (8876G) | P⊗ 40048P | 33 lbs |
| | 5' | 8" sq. x .375" / .5625 holes (8876G) | P⊗ 40060P | 39 lbs |
| | 6' | 8" sq. x .375" / .5625 holes (8876G) | P⊗ 40072P | 47 lbs |

⊗ = COLOR OPTIONS AVAILABLE | **B** = Black **N** = Bronze

NOTE: Posts used with Majestic may require an additional 1" longer than the panel or gate height, depending on the grade elevation.

MONTAGE PLUS® | POST CAPS



STANDARD FLAT CAP
Steel

| CAP SIZE | ITEM NUMBER | WEIGHT |
|----------|-------------|--------|
| 1.75" sq | A⊗ 505P | .1 lbs |
| 2" sq | A⊗ 506 | .2 lbs |
| 2.5" sq | A⊗ 507 | .3 lbs |
| 3" sq | A⊗ 508 | .3 lbs |
| 4" sq | A⊗ 509 | .4 lbs |
| 6" sq | A⊗ 515 | .8 lbs |
| 8" sq | A⊗ 801 | 2 lbs |



BALL CAP
Aluminum

| CAP SIZE | ITEM NUMBER | WEIGHT |
|----------|-------------|--------|
| 2" sq | H⊗ 508R | .7 lbs |
| 2.5" sq | A⊗ 513 | .7 lbs |
| 3" sq | A⊗ 516 | .8 lbs |
| 4" sq | A⊗ 517 | 2 lbs |
| 6" sq | A⊗ 521 | 8 lbs |

⊗ = COLOR OPTIONS AVAILABLE | **B** = Black **N** = Bronze **W** = White
S = Sand

Effective: 01/01/18

MONTAGE PLUS® | CONSTRUCTION SPECIFICATION 32 31 19

STEEL ORNAMENTAL FENCE SYSTEM – FUSION WELDED & RACKABLE

PART 1 - GENERAL

1.01 WORK INCLUDED

The contractor shall provide all labor, materials and appurtenances necessary for installation of the welded ornamental steel fence system defined herein at (*specify project site*).

1.02 RELATED WORK

Section _____ - Earthwork

Section _____ - Concrete

1.03 SYSTEM DESCRIPTION

The manufacturer shall supply a total fence system of (*specify Montage Plus® standard picket space or Montage Plus Pool, Pet & Play® 3" air space*) Welded and Rackable (ATF – All Terrain Flexibility) Ornamental Steel (*for standard picket space, specify Classic™, Majestic™, Genesis™, or Warrior™; for 3" air space, specify Classic, Majestic, or Genesis*) design. The system shall include all components (*i.e., panels, posts, gates and hardware*) required.

1.04 QUALITY ASSURANCE

The contractor shall provide laborers and supervisors who are thoroughly familiar with the type of construction involved and materials and techniques specified.

1.05 REFERENCES

- **ASTM A653/A653M** – Standard Specification for Steel Sheet, Zinc-Coated (*Galvanized*) or Zinc-Iron Alloy Coated (*Galvanized*) by the Hot-Dip Process
- **ASTM B117** – Practice for Operating Salt-Spray (*Fog*) Apparatus
- **ASTM D523** – Test Method for Specular Gloss
- **ASTM D714** – Test Method for Evaluating Degree of Blistering in Paint
- **ASTM D1654** – Test Method for Evaluation of Painted or Coated Specimens Subjected to Corrosive Environments
- **ASTM D2244** – Test Method for Calculation of Color Differences from Instrumentally Measured Color Coordinates
- **ASTM D2794** – Test Method for Resistance of Organic Coatings to the Effects of Rapid Deformation (*Impact*)
- **ASTM D3359** – Test Method for Measuring Adhesion by Tape Test
- **ASTM D6695** - Standard Practice for Xenon-Arc Exposures of Paint and Related Coatings
- **ASTM F2408** – Ornamental Fences Employing Galvanized Steel Tubular Pickets

1.06 SUBMITTAL

The manufacturer's literature shall be submitted prior to installation.

1.07 PRODUCT HANDLING AND STORAGE

Upon receipt at the job site, all materials shall be checked to ensure that no damage occurred during shipping or handling. Materials shall be stored in such a manner to ensure proper ventilation and drainage, and to protect against damage, weather, vandalism and theft.

1.08 PRODUCT WARRANTY

- A. All structural fence components (*i.e. rails, pickets, and posts*) shall be warranted within specified limitations, by the manufacturer for a period of 20 years from date of original purchase. Warranty shall cover any defects in material finish, including cracking, peeling, chipping, blistering or corroding.
- B. Reimbursement for labor necessary to restore or replace components that have been found to be defective under the terms of manufactures warranty shall be guaranteed for five (5) years from date of original purchase.

PART 2 - MATERIALS

2.01 MANUFACTURER

The fence system shall conform to (*specify Montage Plus standard picket space or Montage Plus Pool, Pet & Play 3" air space*) Welded and Rackable (ATF – All Terrain Flexibility) Ornamental Steel, (*for standard picket space, specify Classic, Majestic, Genesis or Warrior; for 3" air space, specify Classic, Majestic, or Genesis*) design, (*specify extended picket or flush*) bottom rail treatment, (*specify 2-Rail, 3-Rail or 3-Rail with Double Rings*) style manufactured by Ameristar Fence Products, Inc., in Tulsa, Oklahoma.

2.02 MATERIAL

- A. Steel material for fence panels and posts shall conform to the requirements of **ASTM A653/A653M**, with a minimum yield strength of 45,000 psi (310 MPa) and a minimum zinc (*hot-dip galvanized*) coating weight of 0.60 oz/ft² (184 g/m²), Coating Designation G-60.
- B. Material for pickets shall be .75" square x 18 Ga. tubing. The rails shall be steel channel, 1.5" x 1.4375" x 14 Ga. Picket holes in the rail shall be spaced (*specify 4.675" o.c. for standard picket space or 3.500" o.c. for 3" air space*). Fence posts and gate posts shall meet the minimum size requirements of **Table 1**.

2.03 FABRICATION

- A. Pickets, rails and posts shall be pre-cut to specified lengths. Rails shall be pre-punched to accept pickets.
- B. Pickets shall be inserted into the pre-punched holes in the rails and shall be aligned to standard spacing using a specially calibrated alignment fixture. The aligned pickets and rails shall be joined at each picket-to-rail intersection

Effective: 01/01/18

MONTAGE PLUS® | CONSTRUCTION SPECIFICATION 32 31 19

STEEL ORNAMENTAL FENCE SYSTEM – FUSION WELDED & RACKABLE

by Ameristar's proprietary fusion welding process, thus completing the rigid panel assembly (*Note: The process produces a virtually seamless, spatter-free good-neighbor appearance, equally attractive from either side of the panel*).

- C. The manufactured panels and posts shall be subjected to an inline electrode position coating (E-Coat) process consisting of a multi-stage pretreatment/wash, followed by a duplex application of an epoxy primer and an acrylic topcoat. The minimum cumulative coating thickness of epoxy and acrylic shall be 2 mils (0.058 mm). The color shall be (*specify Black or Bronze*). The coated panels and posts shall be capable of meeting the performance requirements for each quality characteristic shown in **Table 2** (*Note: The requirements in Table 2 meet or exceed the coating performance criteria of ASTM F2408*).
- D. The manufactured fence system shall be capable of meeting the vertical load, horizontal load, and infill performance requirements for Industrial weight fences under **ASTM F2408**.
- E. Gates with an out to out leaf dimension less than and including 72 inches shall be fabricated using Montage Plus ornamental panel material and 1.75" sq. x 14ga. gate ends. Gate leaves greater than 72" shall be fabricated using ForeRunner rails, 17 gauge pickets, intermediate uprights, gussets and 1.75" sq. x 14ga. gate ends. All rail and upright intersections shall be joined by welding. All picket and rail intersections shall also be joined by welding.

PART 3 - EXECUTION

3.01 PREPARATION

All new installation shall be laid out by the contractor in accordance with the construction plans.

3.02 INSTALLATION

Fence post shall be spaced according to **Table 3**, plus or minus .25". For installations that must be raked to follow sloping grades, the post spacing dimension must be measured along the grade. Fence panels shall be attached to posts with brackets supplied by the manufacturer. Posts shall be set in concrete footers having a minimum depth of 36" (*Note: In some cases, local restrictions of freezing weather conditions may require a greater depth*). The "Earthwork" and "Concrete" sections of this specification shall govern material requirements for the concrete footer. Posts setting by other methods such as plated posts or grouted core-drilled footers are permissible only if shown by engineering analysis to be sufficient in strength for the intended application.

3.03 FENCE INSTALLATION MAINTENANCE

When cutting/drilling rails or posts adhere to the following steps to seal the exposed steel surfaces; 1) Remove all metal shavings from cut area. 2) Apply zinc-rich primer to thoroughly cover cut edge and/or drilled hole; let dry. 3) Apply 2 coats of custom finish paint matching fence color. Failure to seal exposed surfaces per steps 1-3 above will negate warranty. Ameristar spray cans or paint pens shall be used to prime and finish exposed surfaces; it is recommended that paint pens be used to prevent overspray. Use of non-Ameristar parts or components will negate the manufacturer's warranty.

3.04 GATE INSTALLATION

Gate posts shall be spaced according to the manufacturer's gate drawings, dependent on standard out-to-out gate leaf dimensions and gate hardware selected. Type and quantity of gate hinges shall be based on the application; weight, height, and number of gate cycles. The manufacturer's gate drawings shall identify the necessary gate hardware required for the application. Gate hardware shall be provided by the manufacture of the gate and shall be installed per manufacturer's recommendations.

3.05 CLEANING

The contractor shall clean the jobsite of excess materials; post-hole excavations shall be scattered uniformly away from posts.

SEE REFERENCED TABLES ON THE FOLLOWING PAGE

Effective: 01/01/18

MONTAGE PLUS® | CONSTRUCTION SPECIFICATION 32 31 19

WELDED ORNAMENTAL STEEL FENCE PRODUCTS

TABLE 1

| MINIMUM SIZES FOR MONTAGE PLUS POSTS | | |
|--------------------------------------|------------------------------|------------------------------|
| FENCE POSTS | PANEL HEIGHTS | |
| 2.5" x 16 ga. | up to & including 6' heights | |
| GATE LEAF | GATE HEIGHT | |
| | up to & including 4' | over 4' up to & including 6' |
| up to 4' | 2.5" x 16 gauge | 2.5" x 14 gauge |
| 4'1" to 6' | 3" x 12 gauge | 3" x 12 gauge |
| 6'1" to 10' | 4" x 11 gauge | 4" x 11 gauge |
| 10'1" to 16' | 6" x 3/16" wall | 6" x 3/16" wall |

TABLE 2

| COATING PERFORMANCE REQUIREMENTS | | |
|----------------------------------|-------------------------------|--|
| QUALITY CHARACTERISTICS | ASTM TEST METHOD | PERFORMANCE REQUIREMENTS |
| ADHESION | D3359 – METHOD B | Adhesion (retention of coating) over 90% of test area (tape and knife kit test). |
| CORROSION RESISTANCE | B117, D714, D1654 | Corrosion resistance over 1,500 hours (scribed per D1654; failure mode is accumulation of 1/8" coating loss from scribe or medium #8 blisters) |
| IMPACT RESISTANCE | D2794 | Impact resistance over 60" lb. (forward impact using 0.625" ball). |
| WEATHERING RESISTANCE | D822 D2244, D523 (60° method) | Weathering resistance over 1,000 hours (failure mode is 60% loss of gloss or color variance of more than 3 delta-E color units). |

TABLE 3

| MONTAGE PLUS POST SPACING BY BRACKET TYPE | | | | | | |
|---|---|-----------------------------------|-----------------------------------|-------|------------------------------|--------|
| SPAN | Classic, Genesis, Majestic & Warrior / 8' nominal (91.95" rail) | | | | | |
| | 2.5" | 2.5" | 2.5" | 3" | 2.5" | 3" |
| POST SIZE | 2.5" | 2.5" | 2.5" | 3" | 2.5" | 3" |
| BRACKET TYPE | Montage Plus Universal (BB112SR) | Montage Plus Line Blvd. (BB114SR) | Montage Plus Flat Mount (BB111SR) | | Montage Plus Swivel (BB113)* | |
| POST SETTINGS ± .25" O.C. | 95" | 95" | 95" | 95.5" | *95" | *95.5" |

*When using BB113 swivel brackets on either or both ends of a panel installation, care must be taken to ensure the spacing between post and adjoining pickets meets applicable codes. This will require trimming one or both ends of the panel.

Effective: 01/01/18

MONTAGE PLUS® | LIMITED WARRANTY

WELDED ORNAMENTAL FENCE

Ameristar's Montage Plus® welded ornamental fences are manufactured from the highest quality materials by skilled craftsmen to meet the highest standards of workmanship in the industry. Galvanized steel framework is subjected to a multi-stage pretreatment/wash, followed by a duplex cathodic electro-coat system consisting of an epoxy primer, which significantly increases corrosion protection, and an acrylic liquid topcoat, which provides the protection necessary to withstand adverse weathering effects. The electro-coated surface on all Montage Plus welded ornamental panels and posts are guaranteed under normal and intended usage, against cracking, peeling, chipping, blistering or corroding commencing with the original purchase date and extending according to the applications defined in the table below. Normal and intended usage does not include physical damage, abrasion, or heavy salt spray exposure to the protective coating.

THE FOLLOWING ACTS AND/OR OMISSIONS WILL VOID THE SUBJECT WARRANTY:

- Damage to the product caused by the property owner by use of landscape, gardening equipment, chemicals that may cause damage, and/or water sprinklers with high mineral content;
- Damage caused by adhesion of chicken wire, chain link mesh, welded wire, or other similar substance to the product;
- Damage caused by allowing plant life of any sort to grow directly upon or in contact with any portion of the product or sap from trees;
- Any alteration to the product itself by the property owner including any on-site cutting or welding; and/or, failure to follow any and all maintenance instructions provided by Ameristar® at the time of sale to the original purchaser even if these instructions are not forwarded to the ultimate claimant under this warranty.
- When cutting Montage Plus immediately seal the exposed surfaces by 1) Removing all metal shavings from the cut area 2) Apply ing zinc-rich primer to thoroughly cover cut edge and drilled hole and, after letting dry, 3) Applying two (2) coats of custom finish spray paint matching fence color. Failure to seal exposed surfaces per steps 1-3 above will negate warranty.
- If contractor uses non-Ameristar parts/components, this will negate the warranty.

Ameristar Montage Plus welded ornamental fences are also guaranteed for the same period of time against defects in workmanship or materials. Should any Montage Plus welded ornamental panel or post manufactured by Ameristar fail in accordance with any of the above conditions, Ameristar warrants to the original purchaser their redemption through replacement, renewal or issuance of a pro-rated credit. The choice of redemption method is solely at the

| APPLICATION | LENGTH OF WARRANTY |
|---|--------------------|
| Fence Installations 0 to 1 Mile from Salt Water Coast Line | 5 YEARS |
| Fence Installations 1 Mile to 10 Miles from Salt Water Coast Line | 10 YEARS |
| Fence Installations Over 10 Miles from Salt Water Coast Line | 20 YEARS |

Regardless of location and years in service, evidence of historical salt spray exposure shall be considered as grounds to void any warranty obligations.

discretion of Ameristar. If the pro-rated alternative is chosen, the amount will be based on the original cost of materials at the date of purchase multiplied by the appropriate time and exposure factor from the table below:

Notice of failure under the conditions of this warranty shall be sent to Ameristar or its authorized representative, in writing, together with proof of purchase and shall specify the nature of the defect and when it was first observed as well as photographs of current site conditions. Should the fence be improperly installed, Ameristar shall not be responsible for guaranteed performance or appearance of the material. Neither does this guarantee apply when failure or damage is due to improper use or application, abuse or misuse, salt spray exposure (see Table and Note above), vandalism, or acts of God. Ameristar reserves the right to inspect the material to determine validity of the claim.

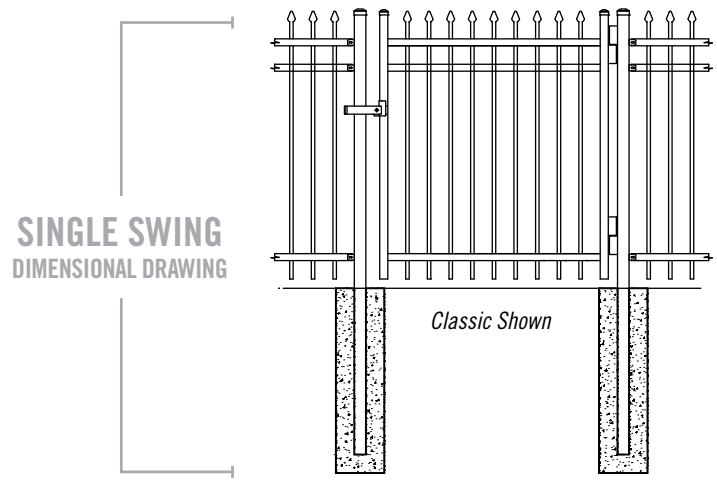
Upon acceptance of the claim by Ameristar or its authorized representative, redemption by replacement, renewal or issuance of a pro-rated credit shall be made by Ameristar. Reimbursement for labor necessary to restore and/or replace components that have been found defective under the terms of this warranty is guaranteed to the original purchaser for a period of five (5) years from the original purchase date. Ameristar reserves the right to select the qualified company or individual to perform the labor to repair or replace the components that are deemed to be defective under the terms of this warranty.

The above constitutes the complete warranty by the manufacturer. No other agreement, written or implied, is valid. Ameristar Fence Products does not authorize any other person or agent to make any other express warranties. Ameristar neither assumes nor authorizes any other person or agent to assume any other liability in connection with the Montage Plus welded ornamental fence system.

Effective: 01/01/18

MONTAGE PLUS® | SINGLE SWING GATE SPECIFICATIONS

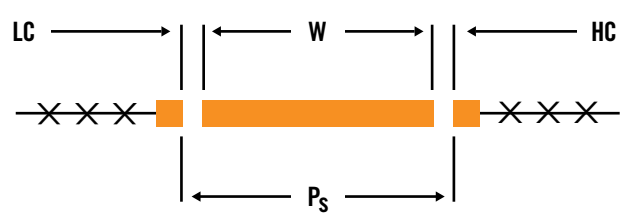
1.75"sq x 14ga STEEL GATE ENDS | 1.4375" x 1.5" x 14ga RAILS | .75"sq x 18ga PICKETS | 3.5' - 16' NOMINAL OPENINGS



SINGLE SWING
 HARDWARE KITS & POST
 INTERSPACES

| OPENING | LEAF WIDTH* | HC | LC | Ps | HC | LC | Ps | HC | LC | Ps |
|---------|-------------|----|----|---------|-------|----|---------|------|----|---------|
| 3.5' | 40" | 2" | 2" | 44" | 1.25" | 3" | 44.25" | 1.5" | 3" | 44.5" |
| 4' | 49.5" | 2" | 2" | 53.5" | 1.25" | 3" | 53.75" | 1.5" | 3" | 54" |
| 5' | 58.75" | 2" | 2" | 62.75" | 1.25" | 3" | 63" | 1.5" | 3" | 63.25" |
| 6' | 68" | 2" | 2" | 72" | 1.25" | 3" | 72.25" | 1.5" | 3" | 72.5" |
| 7' | 86.75" | 2" | 2" | 90.75" | 1.25" | 3" | 91" | 1.5" | 3" | 91.25" |
| 8' | 95.5" | 2" | 2" | 99.5" | 1.25" | 3" | 99.75" | 1.5" | 3" | 100" |
| 9' | 105.5" | 2" | 2" | 109.5" | 1.25" | 3" | 109.75" | 1.5" | 3" | 110" |
| 10' | 114.75" | 2" | 2" | 118.75" | 1.25" | 3" | 119" | 1.5" | 3" | 119.25" |
| 11' | 133.5" | 2" | 2" | 137.5" | 1.25" | 3" | 137.75" | 1.5" | 3" | 138" |
| 12' | 143" | 2" | 2" | 147" | 1.25" | 3" | 147.25" | 1.5" | 3" | 147.5" |
| 13' | 152.25" | 2" | 2" | 156.25" | 1.25" | 3" | 156.5" | 1.5" | 3" | 156.75" |
| 14' | 171" | 2" | 2" | 175" | 1.25" | 3" | 175.25" | 1.5" | 3" | 175.5" |
| 15' | 180.25" | 2" | 2" | 184.25" | 1.25" | 3" | 184.5" | 1.5" | 3" | 184.75" |
| 16' | 189.75" | 2" | 2" | 193.75" | 1.25" | 3" | 194" | 1.5" | 3" | 194.25" |

W = width* | HC = hinge clearance | LC = latch clearance | Ps = gate post spacing**
 * From outside to outside | ** From inside to inside

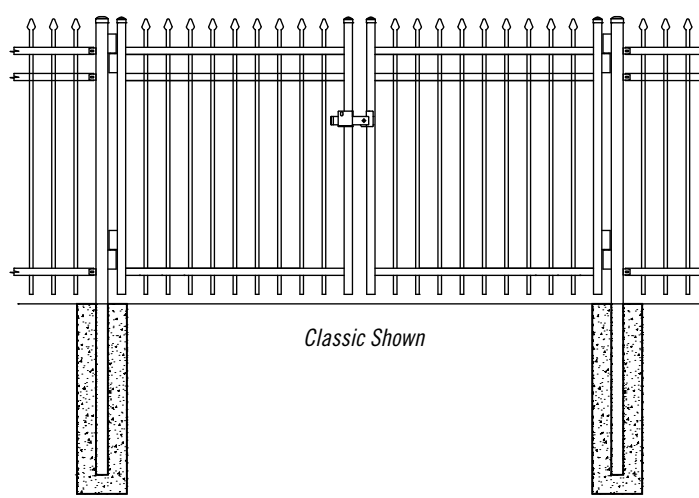


Effective: 01/01/18

MONTAGE PLUS® | DOUBLE SWING GATE SPECIFICATIONS

1.75"sq x 14ga STEEL GATE ENDS | 1.4375" x 1.5" x 14ga RAILS | .75"sq x 18ga PICKETS | 7' - 32' NOMINAL OPENINGS

DOUBLE SWING
DIMENSIONAL DRAWING



IGBDX
BOX HINGE KITS

IGBD
INDUSTRIAL HINGE
KITS

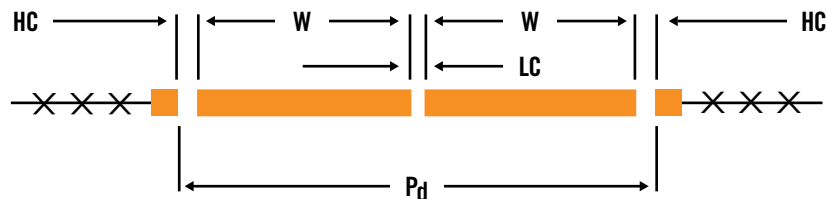
DOUBLE SWING
HARDWARE KITS & POST
INTERSPACES

| OPENING | LEAF WIDTH* | HC | LC | P _d | HC | LC | P _d |
|---------|-------------|----|----|----------------|-------|----|----------------|
| 7' | 40" | 2" | 2" | 86" | 1.25" | 3" | 85.5" |
| 8' | 49.5" | 2" | 2" | 105" | 1.25" | 3" | 104.5" |
| 10' | 58.75" | 2" | 2" | 123.5" | 1.25" | 3" | 123" |
| 12' | 68" | 2" | 2" | 142" | 1.25" | 3" | 141.5" |
| 14' | 86.75" | 2" | 2" | 179.5" | 1.25" | 3" | 179" |
| 16' | 95.5" | 2" | 2" | 197" | 1.25" | 3" | 196.5" |
| 18' | 105.5" | 2" | 2" | 217" | 1.25" | 3" | 216.5" |
| 20' | 114.75" | 2" | 2" | 235.5" | 1.25" | 3" | 235" |
| 22' | 133.5" | 2" | 2" | 273" | 1.25" | 3" | 272.5" |
| 24' | 143" | 2" | 2" | 292" | 1.25" | 3" | 291.5" |
| 26' | 152.25" | 2" | 2" | 310.5" | 1.25" | 3" | 310" |
| 28' | 171" | 2" | 2" | 348" | 1.25" | 3" | 347.5" |
| 30' | 180.25" | 2" | 2" | 366.5" | 1.25" | 3" | 366" |
| 32' | 189.75" | 2" | 2" | 385.5" | 1.25" | 3" | 385" |

W = width (x2)* | HC = hinge clearance (x2) | LC = latch clearance

P_d = gate post spacing**

* From outside to outside | ** From inside to inside







Effective: 01/01/18

MONTAGE PLUS® | 2-RAIL SINGLE SWING GATES

4" AIR GAP | STANDARD BOTTOM | GATE HARDWARE SOLD SEPARATELY

| | OPENING | LEAF WIDTH | ITEM NUMBER | PICKET QTY | WEIGHT | STOCKING |
|----------------|--------------|-------------|-------------|-------------|---------|----------|
| 3' HEIGHT | 3.5' | 40" | 1W☒⊗234-42 | 7 | 27 lbs | ☉ |
| | 4' | 49.5" | 1W☒⊗234-48 | 9 | 32 lbs | ☉ |
| | 5' | 58.75" | 1W☒⊗234-60 | 11 | 36 lbs | ☉ |
| | 6' | 68" | 1W☒⊗234-72 | 13 | 41 lbs | ☉ |
| | 7' | 86.75" | 1W☒⊗234-84 | 17 | 49 lbs | ☉ |
| | 8' | 95.5" | 1W☒⊗234-96 | 19 | 53 lbs | ☉ |
| | 9' | 105.5" | 1W☒⊗234-108 | 21 | 93 lbs | ☉ |
| | 10' | 114.75" | 1W☒⊗234-120 | 23 | 102 lbs | ☉ |
| | 11' | 133.5" | 1W☒⊗234-132 | 27 | 115 lbs | ☉ |
| | 12' | 143" | 1W☒⊗234-144 | 29 | 129 lbs | ☉ |
| | 13' | 152.25" | 1W☒⊗234-156 | 31 | 140 lbs | ☉ |
| | 14' | 171" | 1W☒⊗234-168 | 35 | 148 lbs | ☉ |
| 3.5' HEIGHT | 15' | 180.25" | 1W☒⊗234-180 | 37 | 156 lbs | ☉ |
| | 16' | 189.75" | 1W☒⊗234-192 | 39 | 167 lbs | ☉ |
| | 3.5' | 40" | 1W☒⊗240-42 | 7 | 30 lbs | ☉ |
| | 4' | 49.5" | 1W☒⊗240-48 | 9 | 36 lbs | ☉ |
| | 5' | 58.75" | 1W☒⊗240-60 | 11 | 41 lbs | ☉ |
| | 6' | 68" | 1W☒⊗240-72 | 13 | 46 lbs | ☉ |
| | 7' | 86.75" | 1W☒⊗240-84 | 17 | 54 lbs | ☉ |
| | 8' | 95.5" | 1W☒⊗240-96 | 19 | 73 lbs | ☉ |
| | 9' | 105.5" | 1W☒⊗240-108 | 21 | 104 lbs | ☉ |
| | 10' | 114.75" | 1W☒⊗240-120 | 23 | 113 lbs | ☉ |
| | 11' | 133.5" | 1W☒⊗240-132 | 27 | 127 lbs | ☉ |
| | 4' HEIGHT | 12' | 143" | 1W☒⊗240-144 | 29 | 142 lbs |
| 13' | | 152.25" | 1W☒⊗240-156 | 31 | 153 lbs | ☉ |
| 14' | | 171" | 1W☒⊗240-168 | 35 | 162 lbs | ☉ |
| 15' | | 180.25" | 1W☒⊗240-180 | 37 | 171 lbs | ☉ |
| 16' | | 189.75" | 1W☒⊗240-192 | 39 | 182 lbs | ☉ |
| 3.5' | | 40" | 1W☒⊗246-42 | 7 | 37 lbs | ☉ |
| 4' | | 49.5" | 1W☒⊗246-48 | 9 | 40 lbs | ☉ |
| 5' | | 58.75" | 1W☒⊗246-60 | 11 | 49 lbs | ☉ |
| 6' | | 68" | 1W☒⊗246-72 | 13 | 57 lbs | ☉ |
| 7' | | 86.75" | 1W☒⊗246-84 | 17 | 63 lbs | ☉ |
| 8' | 95.5" | 1W☒⊗246-96 | 19 | 73 lbs | ☉ | |
| 9' | 105.5" | 1W☒⊗246-108 | 21 | 110 lbs | ☉ | |
| 10' | 114.75" | 1W☒⊗246-120 | 23 | 121 lbs | ☉ | |







ADDITIONAL 4', 5' & 6' HEIGHTS CONTINUED ON NEXT PAGE

Effective: 01/01/18

MONTAGE PLUS® | 2-RAIL SINGLE SWING GATES

4" AIR GAP | STANDARD BOTTOM | GATE HARDWARE SOLD SEPARATELY

| | OPENING | LEAF WIDTH | ITEM NUMBER | PICKET QTY | WEIGHT | STOCKING | | |
|--------------|---------|-------------|-------------|------------|---------|----------|--|---|
| 4' HEIGHT | 11' | 133.5" | 1W☒Ⓞ246-132 | 27 | 138 lbs | ☉ |  CLASSIC™ | |
| | 12' | 143" | 1W☒Ⓞ246-144 | 29 | 155 lbs | ☉ | | |
| | 13' | 152.25" | 1W☒Ⓞ246-156 | 31 | 166 lbs | ☉ | | |
| | 14' | 171" | 1W☒Ⓞ246-168 | 35 | 176 lbs | ☉ | | |
| | 15' | 180.25" | 1W☒Ⓞ246-180 | 37 | 186 lbs | ☉ | | |
| | 16' | 189.75" | 1W☒Ⓞ246-192 | 39 | 197 lbs | ☉ | | |
| 5' HEIGHT | 3.5' | 40" | 1W☒Ⓞ258-42 | 7 | 46 lbs | ☉ |  MAJESTIC™ | |
| | 4' | 49.5" | 1W☒Ⓞ258-48 | 9 | 49 lbs | ☉ | | |
| | 5' | 58.75" | 1W☒Ⓞ258-60 | 11 | 59 lbs | ☉ | | |
| | 6' | 68" | 1W☒Ⓞ258-72 | 13 | 69 lbs | ☉ | | |
| | 7' | 86.75" | 1W☒Ⓞ258-84 | 17 | 75 lbs | ☉ | | |
| | 8' | 95.5" | 1W☒Ⓞ258-96 | 19 | 88 lbs | ☉ | | |
| | 9' | 105.5" | 1W☒Ⓞ258-108 | 21 | 127 lbs | ☉ | | |
| | 10' | 114.75" | 1W☒Ⓞ258-120 | 23 | 140 lbs | ☉ | | |
| | 11' | 133.5" | 1W☒Ⓞ258-132 | 27 | 161 lbs | ☉ | | |
| | 12' | 143" | 1W☒Ⓞ258-144 | 29 | 181 lbs | ☉ | | |
| 6' HEIGHT | 13' | 152.25" | 1W☒Ⓞ258-156 | 31 | 192 lbs | ☉ |  GENESIS™ | |
| | 14' | 171" | 1W☒Ⓞ258-168 | 35 | 204 lbs | ☉ | | |
| | 15' | 180.25" | 1W☒Ⓞ258-180 | 37 | 216 lbs | ☉ | | |
| | 16' | 189.75" | 1W☒Ⓞ258-192 | 39 | 227 lbs | ☉ | | |
| | 3.5' | 40" | 1W☒Ⓞ270-42 | 7 | 54 lbs | ☉ | |  WARRIOR™ |
| | 4' | 49.5" | 1W☒Ⓞ270-48 | 9 | 58 lbs | ☉ | | |
| | 5' | 58.75" | 1W☒Ⓞ270-60 | 11 | 69 lbs | ☉ | | |
| | 6' | 68" | 1W☒Ⓞ270-72 | 13 | 80 lbs | ☉ | | |
| | 7' | 86.75" | 1W☒Ⓞ270-84 | 17 | 88 lbs | ☉ | | |
| | 8' | 95.5" | 1W☒Ⓞ270-96 | 19 | 104 lbs | ☉ | | |
| 9' | 105.5" | 1W☒Ⓞ270-108 | 21 | 144 lbs | ☉ | | | |
| 10' | 114.75" | 1W☒Ⓞ270-120 | 23 | 159 lbs | ☉ | | | |
| 11' | 133.5" | 1W☒Ⓞ270-132 | 27 | 183 lbs | ☉ | | | |
| 12' | 143" | 1W☒Ⓞ270-144 | 29 | 206 lbs | ☉ | | | |
| 13' | 152.25" | 1W☒Ⓞ270-156 | 31 | 220 lbs | ☉ | | | |
| 14' | 171" | 1W☒Ⓞ270-168 | 35 | 233 lbs | ☉ | | | |
| 15' | 180.25" | 1W☒Ⓞ270-180 | 37 | 246 lbs | ☉ | | | |
| 16' | 189.75" | 1W☒Ⓞ270-192 | 39 | 258 lbs | ☉ | | | |

☒ = FENCE STYLES AVAILABLE | C = Classic M = Majestic G = Genesis W = Warrior

Ⓞ = COLOR OPTIONS AVAILABLE | B = Black N = Bronze

☉ = NON-STOCKED PRODUCT




For details, see Ameristar's Sales Policy in the catalog guide.

Effective: 01/01/18

MONTAGE PLUS® | 2-RAIL SINGLE SWING GATES

3" AIR GAP | STANDARD BOTTOM | GATE HARDWARE SOLD SEPARATELY

| | OPENING | LEAF WIDTH | ITEM NUMBER | PICKET QTY | WEIGHT | STOCKING |
|----------------|---------|------------|-------------|------------|--------|----------|
| 3' HEIGHT | 3.5' | 40" | 1R☒Ⓞ234-42 | 9 | 30 lbs | ☉ |
| | 4' | 49.5" | 1R☒Ⓞ234-48 | 12 | 34 lbs | ☉ |
| | 5' | 58.75" | 1R☒Ⓞ234-60 | 14 | 40 lbs | ☉ |
| | 6' | 68" | 1R☒Ⓞ234-72 | 17 | 46 lbs | ☉ |
| | 7' | 86.75" | 1R☒Ⓞ234-84 | 22 | 54 lbs | ☉ |
| | 8' | 95.5" | 1R☒Ⓞ234-96 | 24 | 60 lbs | ☉ |
| 3.5' HEIGHT | 3.5' | 40" | 1R☒Ⓞ240-42 | 9 | 34 lbs | ☉ |
| | 4' | 49.5" | 1R☒Ⓞ240-48 | 12 | 39 lbs | ☉ |
| | 5' | 58.75" | 1R☒Ⓞ240-60 | 14 | 46 lbs | ☉ |
| | 6' | 68" | 1R☒Ⓞ240-72 | 17 | 52 lbs | ☉ |
| | 7' | 86.75" | 1R☒Ⓞ240-84 | 22 | 61 lbs | ☉ |
| | 8' | 95.5" | 1R☒Ⓞ240-96 | 24 | 68 lbs | ☉ |
| 4' HEIGHT | 3.5' | 40" | 1R☒Ⓞ246-42 | 9 | 39 lbs | ☉ |
| | 4' | 49.5" | 1R☒Ⓞ246-48 | 12 | 42 lbs | ☉ |
| | 5' | 58.75" | 1R☒Ⓞ246-60 | 14 | 53 lbs | ☉ |
| | 6' | 68" | 1R☒Ⓞ246-72 | 17 | 61 lbs | ☉ |
| | 7' | 86.75" | 1R☒Ⓞ246-84 | 22 | 69 lbs | ☉ |
| | 8' | 95.5" | 1R☒Ⓞ246-96 | 24 | 80 lbs | ☉ |



☒ = FENCE STYLES AVAILABLE | C = Classic M = Majestic G = Genesis

Ⓞ = COLOR OPTIONS AVAILABLE | B = Black N = Bronze

☉ = NON-STOCKED PRODUCT

For details, see Ameristar's Sales Policy in the catalog guide.

Notes: Genesis panels are packaged with BLACK picket plugs for black & bronze.

Effective: 01/01/18

AMERISTAR
 ASSA ABLOY

TO PLACE YOUR ORDER CALL 888-333-3422 | VISIT AMERISTARFENCE.COM

MONTAGE PLUS® | 2-RAIL SINGLE SWING GATES

3" AIR GAP | STANDARD BOTTOM | GATE HARDWARE SOLD SEPARATELY


| | OPENING | LEAF WIDTH | ITEM NUMBER | PICKET QTY | WEIGHT | STOCKING |
|--------------|---------|------------|-------------|------------|---------|----------|
| 5' HEIGHT | 3.5' | 40" | 1R☒Ⓞ258-42 | 9 | 48 lbs | Ⓞ |
| | 4' | 49.5" | 1R☒Ⓞ258-48 | 12 | 51 lbs | Ⓞ |
| | 5' | 58.75" | 1R☒Ⓞ258-60 | 14 | 64 lbs | Ⓞ |
| | 6' | 68" | 1R☒Ⓞ258-72 | 17 | 74 lbs | Ⓞ |
| | 7' | 86.75" | 1R☒Ⓞ258-84 | 22 | 83 lbs | Ⓞ |
| 6' HEIGHT | 8' | 95.5" | 1R☒Ⓞ258-96 | 24 | 97 lbs | Ⓞ |
| | 3.5' | 40" | 1R☒Ⓞ270-42 | 9 | 56 lbs | Ⓞ |
| | 4' | 49.5" | 1R☒Ⓞ270-48 | 12 | 60 lbs | Ⓞ |
| | 5' | 58.75" | 1R☒Ⓞ270-60 | 14 | 75 lbs | Ⓞ |
| | 6' | 68" | 1R☒Ⓞ270-72 | 17 | 87 lbs | Ⓞ |
| | 7' | 86.75" | 1R☒Ⓞ270-84 | 22 | 97 lbs | Ⓞ |
| | 8' | 95.5" | 1R☒Ⓞ270-96 | 24 | 113 lbs | Ⓞ |

☒ = FENCE STYLES AVAILABLE | **C** = Classic **M** = Majestic **G** = Genesis


Ⓞ = COLOR OPTIONS AVAILABLE | **B** = Black **N** = Bronze

Ⓞ = NON-STOCKED PRODUCT


For details, see Ameristar's Sales Policy in the catalog guide.



CLASSIC™



MAJESTIC™



GENESIS™





Notes: Genesis panels are packaged with BLACK picket plugs for black & bronze.

Effective: 01/01/18

MONTAGE PLUS® | 2-RAIL SINGLE SWING GATES

4" AIR GAP | FLUSH BOTTOM | GATE HARDWARE SOLD SEPARATELY

| | OPENING | LEAF WIDTH | ITEM NUMBER | PICKET QTY | WEIGHT | STOCKING |
|----------------|--------------|--------------|--------------|--------------|---------|----------|
| 3' HEIGHT | 3.5' | 40" | 1W☒⊗234F-42 | 7 | 27 lbs | ⊙ |
| | 4' | 49.5" | 1W☒⊗234F-48 | 9 | 32 lbs | ⊙ |
| | 5' | 58.75" | 1W☒⊗234F-60 | 11 | 36 lbs | ⊙ |
| | 6' | 68" | 1W☒⊗234F-72 | 13 | 41 lbs | ⊙ |
| | 7' | 86.75" | 1W☒⊗234F-84 | 17 | 49 lbs | ⊙ |
| | 8' | 95.5" | 1W☒⊗234F-96 | 19 | 53 lbs | ⊙ |
| | 9' | 105.5" | 1W☒⊗234F-108 | 21 | 93 lbs | ⊙ |
| | 10' | 114.75" | 1W☒⊗234F-120 | 23 | 102 lbs | ⊙ |
| | 11' | 133.5" | 1W☒⊗234F-132 | 27 | 115 lbs | ⊙ |
| | 12' | 143" | 1W☒⊗234F-144 | 29 | 129 lbs | ⊙ |
| | 13' | 152.25" | 1W☒⊗234F-156 | 31 | 140 lbs | ⊙ |
| | 14' | 171" | 1W☒⊗234F-168 | 35 | 148 lbs | ⊙ |
| 3.5' HEIGHT | 15' | 180.25" | 1W☒⊗234F-180 | 37 | 156 lbs | ⊙ |
| | 16' | 189.75" | 1W☒⊗234F-192 | 39 | 167 lbs | ⊙ |
| | 3.5' | 40" | 1W☒⊗240F-42 | 7 | 30 lbs | ⊙ |
| | 4' | 49.5" | 1W☒⊗240F-48 | 9 | 36 lbs | ⊙ |
| | 5' | 58.75" | 1W☒⊗240F-60 | 11 | 41 lbs | ⊙ |
| | 6' | 68" | 1W☒⊗240F-72 | 13 | 46 lbs | ⊙ |
| | 7' | 86.75" | 1W☒⊗240F-84 | 17 | 54 lbs | ⊙ |
| | 8' | 95.5" | 1W☒⊗240F-96 | 19 | 73 lbs | ⊙ |
| | 9' | 105.5" | 1W☒⊗240F-108 | 21 | 104 lbs | ⊙ |
| | 10' | 114.75" | 1W☒⊗240F-120 | 23 | 113 lbs | ⊙ |
| | 11' | 133.5" | 1W☒⊗240F-132 | 27 | 127 lbs | ⊙ |
| | 4' HEIGHT | 12' | 143" | 1W☒⊗240F-144 | 29 | 142 lbs |
| 13' | | 152.25" | 1W☒⊗240F-156 | 31 | 153 lbs | ⊙ |
| 14' | | 171" | 1W☒⊗240F-168 | 35 | 162 lbs | ⊙ |
| 15' | | 180.25" | 1W☒⊗240F-180 | 37 | 171 lbs | ⊙ |
| 16' | | 189.75" | 1W☒⊗240F-192 | 39 | 182 lbs | ⊙ |
| 3.5' | | 40" | 1W☒⊗246F-42 | 7 | 37 lbs | ⊙ |
| 4' | | 49.5" | 1W☒⊗246F-48 | 9 | 40 lbs | ⊙ |
| 5' | | 58.75" | 1W☒⊗246F-60 | 11 | 49 lbs | ⊙ |
| 6' | | 68" | 1W☒⊗246F-72 | 13 | 57 lbs | ⊙ |
| 7' | | 86.75" | 1W☒⊗246F-84 | 17 | 63 lbs | ⊙ |
| 8' | 95.5" | 1W☒⊗246F-96 | 19 | 73 lbs | ⊙ | |
| 9' | 105.5" | 1W☒⊗246F-108 | 21 | 110 lbs | ⊙ | |
| 10' | 114.75" | 1W☒⊗246F-120 | 23 | 121 lbs | ⊙ | |







ADDITIONAL 4', 5' & 6' HEIGHTS CONTINUED ON NEXT PAGE

Effective: 01/01/18

MONTAGE PLUS® | 2-RAIL SINGLE SWING GATES

4" AIR GAP | FLUSH BOTTOM | GATE HARDWARE SOLD SEPARATELY

| | OPENING | LEAF WIDTH | ITEM NUMBER | PICKET QTY | WEIGHT | STOCKING | | |
|--------------|---------|--------------|--------------|------------|---------|----------|--|---|
| 4' HEIGHT | 11' | 133.5" | 1W☒Ⓞ246F-132 | 27 | 138 lbs | ☉ |  CLASSIC™ | |
| | 12' | 143" | 1W☒Ⓞ246F-144 | 29 | 155 lbs | ☉ | | |
| | 13' | 152.25" | 1W☒Ⓞ246F-156 | 31 | 166 lbs | ☉ | | |
| | 14' | 171" | 1W☒Ⓞ246F-168 | 35 | 176 lbs | ☉ | | |
| | 15' | 180.25" | 1W☒Ⓞ246F-180 | 37 | 186 lbs | ☉ | | |
| | 16' | 189.75" | 1W☒Ⓞ246F-192 | 39 | 197 lbs | ☉ | | |
| 5' HEIGHT | 3.5' | 40" | 1W☒Ⓞ258F-42 | 7 | 46 lbs | ☉ |  MAJESTIC™ | |
| | 4' | 49.5" | 1W☒Ⓞ258F-48 | 9 | 49 lbs | ☉ | | |
| | 5' | 58.75" | 1W☒Ⓞ258F-60 | 11 | 59 lbs | ☉ | | |
| | 6' | 68" | 1W☒Ⓞ258F-72 | 13 | 69 lbs | ☉ | | |
| | 7' | 86.75" | 1W☒Ⓞ258F-84 | 17 | 75 lbs | ☉ | | |
| | 8' | 95.5" | 1W☒Ⓞ258F-96 | 19 | 88 lbs | ☉ | | |
| | 9' | 105.5" | 1W☒Ⓞ258F-108 | 21 | 127 lbs | ☉ | | |
| | 10' | 114.75" | 1W☒Ⓞ258F-120 | 23 | 140 lbs | ☉ | | |
| | 11' | 133.5" | 1W☒Ⓞ258F-132 | 27 | 161 lbs | ☉ | | |
| | 12' | 143" | 1W☒Ⓞ258F-144 | 29 | 181 lbs | ☉ | | |
| 6' HEIGHT | 13' | 152.25" | 1W☒Ⓞ258F-156 | 31 | 192 lbs | ☉ |  GENESIS™ | |
| | 14' | 171" | 1W☒Ⓞ258F-168 | 35 | 204 lbs | ☉ | | |
| | 15' | 180.25" | 1W☒Ⓞ258F-180 | 37 | 216 lbs | ☉ | | |
| | 16' | 189.75" | 1W☒Ⓞ258F-192 | 39 | 227 lbs | ☉ | | |
| | 3.5' | 40" | 1W☒Ⓞ270F-42 | 7 | 54 lbs | ☉ | |  WARRIOR™ |
| | 4' | 49.5" | 1W☒Ⓞ270F-48 | 9 | 58 lbs | ☉ | | |
| | 5' | 58.75" | 1W☒Ⓞ270F-60 | 11 | 69 lbs | ☉ | | |
| | 6' | 68" | 1W☒Ⓞ270F-72 | 13 | 80 lbs | ☉ | | |
| | 7' | 86.75" | 1W☒Ⓞ270F-84 | 17 | 88 lbs | ☉ | | |
| | 8' | 95.5" | 1W☒Ⓞ270F-96 | 19 | 104 lbs | ☉ | | |
| 9' | 105.5" | 1W☒Ⓞ270F-108 | 21 | 144 lbs | ☉ | | | |
| 10' | 114.75" | 1W☒Ⓞ270F-120 | 23 | 159 lbs | ☉ | | | |
| 11' | 133.5" | 1W☒Ⓞ270F-132 | 27 | 183 lbs | ☉ | | | |
| 12' | 143" | 1W☒Ⓞ270F-144 | 29 | 206 lbs | ☉ | | | |
| 13' | 152.25" | 1W☒Ⓞ270F-156 | 31 | 220 lbs | ☉ | | | |
| 14' | 171" | 1W☒Ⓞ270F-168 | 35 | 233 lbs | ☉ | | | |
| 15' | 180.25" | 1W☒Ⓞ270F-180 | 37 | 246 lbs | ☉ | | | |
| 16' | 189.75" | 1W☒Ⓞ270F-192 | 39 | 258 lbs | ☉ | | | |

☒ = FENCE STYLES AVAILABLE | C = Classic M = Majestic G = Genesis W = Warrior

Ⓞ = COLOR OPTIONS AVAILABLE | B = Black N = Bronze

☉ = NON-STOCKED PRODUCT




For details, see Ameristar's Sales Policy in the catalog guide.

Effective: 01/01/18

MONTAGE PLUS® | 2-RAIL SINGLE SWING GATES

3" AIR GAP | FLUSH BOTTOM | GATE HARDWARE SOLD SEPARATELY

| | OPENING | LEAF WIDTH | ITEM NUMBER | PICKET QTY | WEIGHT | STOCKING |
|----------------|---------|------------|-------------|------------|--------|----------|
| 3' HEIGHT | 3.5' | 40" | 1R☒ⓧ234F-42 | 9 | 30 lbs | ⊙ |
| | 4' | 49.5" | 1R☒ⓧ234F-48 | 12 | 34 lbs | ⊙ |
| | 5' | 58.75" | 1R☒ⓧ234F-60 | 14 | 40 lbs | ⊙ |
| | 6' | 68" | 1R☒ⓧ234F-72 | 17 | 46 lbs | ⊙ |
| | 7' | 86.75" | 1R☒ⓧ234F-84 | 22 | 54 lbs | ⊙ |
| | 8' | 95.5" | 1R☒ⓧ234F-96 | 24 | 60 lbs | ⊙ |
| 3.5' HEIGHT | 3.5' | 40" | 1R☒ⓧ240F-42 | 9 | 34 lbs | ⊙ |
| | 4' | 49.5" | 1R☒ⓧ240F-48 | 12 | 39 lbs | ⊙ |
| | 5' | 58.75" | 1R☒ⓧ240F-60 | 14 | 46 lbs | ⊙ |
| | 6' | 68" | 1R☒ⓧ240F-72 | 17 | 52 lbs | ⊙ |
| | 7' | 86.75" | 1R☒ⓧ240F-84 | 22 | 61 lbs | ⊙ |
| | 8' | 95.5" | 1R☒ⓧ240F-96 | 24 | 68 lbs | ⊙ |
| 4' HEIGHT | 3.5' | 40" | 1R☒ⓧ246F-42 | 9 | 39 lbs | ⊙ |
| | 4' | 49.5" | 1R☒ⓧ246F-48 | 12 | 42 lbs | ⊙ |
| | 5' | 58.75" | 1R☒ⓧ246F-60 | 14 | 53 lbs | ⊙ |
| | 6' | 68" | 1R☒ⓧ246F-72 | 17 | 61 lbs | ⊙ |
| | 7' | 86.75" | 1R☒ⓧ246F-84 | 22 | 69 lbs | ⊙ |
| | 8' | 95.5" | 1R☒ⓧ246F-96 | 24 | 80 lbs | ⊙ |



☒ = FENCE STYLES AVAILABLE | C = Classic M = Majestic G = Genesis

ⓧ = COLOR OPTIONS AVAILABLE | B = Black N = Bronze

⊙ = NON-STOCKED PRODUCT

For details, see Ameristar's Sales Policy in the catalog guide.

Notes: Genesis panels are packaged with BLACK picket plugs for black & bronze.

Effective: 01/01/18

MONTAGE PLUS® | 2-RAIL SINGLE SWING GATES

3" AIR GAP | FLUSH BOTTOM | GATE HARDWARE SOLD SEPARATELY


| | OPENING | LEAF WIDTH | ITEM NUMBER | PICKET QTY | WEIGHT | STOCKING |
|--------------|---------|------------|-------------|------------|---------|----------|
| 5' HEIGHT | 3.5' | 40" | 1R☒Ⓞ258F-42 | 9 | 48 lbs | ☉ |
| | 4' | 49.5" | 1R☒Ⓞ258F-48 | 12 | 51 lbs | ☉ |
| | 5' | 58.75" | 1R☒Ⓞ258F-60 | 14 | 64 lbs | ☉ |
| | 6' | 68" | 1R☒Ⓞ258F-72 | 17 | 74 lbs | ☉ |
| | 7' | 86.75" | 1R☒Ⓞ258F-84 | 22 | 83 lbs | ☉ |
| | 8' | 95.5" | 1R☒Ⓞ258F-96 | 24 | 97 lbs | ☉ |
| 6' HEIGHT | 3.5' | 40" | 1R☒Ⓞ270F-42 | 9 | 56 lbs | ☉ |
| | 4' | 49.5" | 1R☒Ⓞ270F-48 | 12 | 60 lbs | ☉ |
| | 5' | 58.75" | 1R☒Ⓞ270F-60 | 14 | 75 lbs | ☉ |
| | 6' | 68" | 1R☒Ⓞ270F-72 | 17 | 87 lbs | ☉ |
| | 7' | 86.75" | 1R☒Ⓞ270F-84 | 22 | 97 lbs | ☉ |
| | 8' | 95.5" | 1R☒Ⓞ270F-96 | 24 | 113 lbs | ☉ |

☒ = FENCE STYLES AVAILABLE | **C** = Classic **M** = Majestic **G** = Genesis


Ⓞ = COLOR OPTIONS AVAILABLE | **B** = Black **N** = Bronze

☉ = NON-STOCKED PRODUCT


For details, see Ameristar's Sales Policy in the catalog guide.



CLASSIC™



MAJESTIC™



GENESIS™





Notes: Genesis panels are packaged with BLACK picket plugs for black & bronze.

Effective: 01/01/18

MONTAGE PLUS® | 3-RAIL SINGLE SWING GATES

4" AIR GAP | STANDARD BOTTOM | GATE HARDWARE SOLD SEPARATELY

| | OPENING | LEAF WIDTH | ITEM NUMBER | PICKET QTY | WEIGHT | STOCKING |
|----------------|--------------|-------------|-------------|-------------|---------|-----------|
| 3' HEIGHT | 3.5' | 40" | 1W☒☒334-42 | 7 | 30 lbs | ☉ |
| | 4' | 49.5" | 1W☒☒334-48 | 9 | 36 lbs | ☉ |
| | 5' | 58.75" | 1W☒☒334-60 | 11 | 41 lbs | ☉ |
| | 6' | 68" | 1W☒☒334-72 | 13 | 47 lbs | ☉ |
| | 7' | 86.75" | 1W☒☒334-84 | 17 | 57 lbs | ☉ |
| | 8' | 95.5" | 1W☒☒334-96 | 19 | 62 lbs | ☉ |
| | 9' | 105.5" | 1W☒☒334-108 | 21 | 100 lbs | ☉ |
| | 10' | 114.75" | 1W☒☒334-120 | 23 | 123 lbs | ☉ |
| | 11' | 133.5" | 1W☒☒334-132 | 27 | 138 lbs | ☉ |
| | 12' | 143" | 1W☒☒334-144 | 29 | 153 lbs | ☉ |
| | 13' | 152.25" | 1W☒☒334-156 | 31 | 164 lbs | ☉ |
| | 14' | 171" | 1W☒☒334-168 | 35 | 176 lbs | ☉ |
| 3.5' HEIGHT | 15' | 180.25" | 1W☒☒334-180 | 37 | 189 lbs | ☉ |
| | 16' | 189.75" | 1W☒☒334-192 | 39 | 202 lbs | ☉ |
| | 3.5' | 40" | 1W☒☒340-42 | 7 | 34 lbs | ☉ |
| | 4' | 49.5" | 1W☒☒340-48 | 9 | 40 lbs | ☉ |
| | 5' | 58.75" | 1W☒☒340-60 | 11 | 46 lbs | ☉ |
| | 6' | 68" | 1W☒☒340-72 | 13 | 47 lbs | ☉ |
| | 7' | 86.75" | 1W☒☒340-84 | 17 | 62 lbs | ☉ |
| | 8' | 95.5" | 1W☒☒340-96 | 19 | 68 lbs | ☉ |
| | 9' | 105.5" | 1W☒☒340-108 | 21 | 115 lbs | ☉ |
| | 10' | 114.75" | 1W☒☒340-120 | 23 | 133 lbs | ☉ |
| | 11' | 133.5" | 1W☒☒340-132 | 27 | 150 lbs | ☉ |
| | 4' HEIGHT | 12' | 143" | 1W☒☒340-144 | 29 | 167 lbs |
| 13' | | 152.25" | 1W☒☒340-156 | 31 | 179 lbs | ☉ |
| 14' | | 171" | 1W☒☒340-168 | 35 | 191 lbs | ☉ |
| 15' | | 180.25" | 1W☒☒340-180 | 37 | 204 lbs | ☉ |
| 16' | | 189.75" | 1W☒☒340-192 | 39 | 217 lbs | ☉ |
| 3.5' | | 40" | 1W☒☒346-42 | 7 | 41 lbs | ☉ |
| 4' | | 49.5" | 1W☒☒346-48 | 9 | 44 lbs | MB |
| 5' | | 58.75" | 1W☒☒346-60 | 11 | 54 lbs | ☉ |
| 6' | | 68" | 1W☒☒346-72 | 13 | 63 lbs | ☉ |
| 7' | | 86.75" | 1W☒☒346-84 | 17 | 70 lbs | ☉ |
| 8' | 95.5" | 1W☒☒346-96 | 19 | 82 lbs | ☉ | |
| 9' | 105.5" | 1W☒☒346-108 | 21 | 130 lbs | ☉ | |
| 10' | 114.75" | 1W☒☒346-120 | 23 | 143 lbs | ☉ | |







ADDITIONAL 4', 5' & 6' HEIGHTS CONTINUED ON NEXT PAGE

Effective: 01/01/18

MONTAGE PLUS® | 3-RAIL SINGLE SWING GATES

4" AIR GAP | STANDARD BOTTOM | GATE HARDWARE SOLD SEPARATELY

| | OPENING | LEAF WIDTH | ITEM NUMBER | PICKET QTY | WEIGHT | STOCKING |
|--------------|---------|--------------|--------------|------------|---------|--------------|
| 4' HEIGHT | 11' | 133.5" | 1W☒Ⓞ 346-132 | 27 | 162 lbs | ☉ |
| | 12' | 143" | 1W☒Ⓞ 346-144 | 29 | 181 lbs | ☉ |
| | 13' | 152.25" | 1W☒Ⓞ 346-156 | 31 | 194 lbs | ☉ |
| | 14' | 171" | 1W☒Ⓞ 346-168 | 35 | 206 lbs | ☉ |
| | 15' | 180.25" | 1W☒Ⓞ 346-180 | 37 | 219 lbs | ☉ |
| | 16' | 189.75" | 1W☒Ⓞ 346-192 | 39 | 232 lbs | ☉ |
| 5' HEIGHT | 3.5' | 40" | 1W☒Ⓞ 358-42 | 7 | 49 lbs | ☉ |
| | 4' | 49.5" | 1W☒Ⓞ 358-48 | 9 | 53 lbs | ☉ |
| | 5' | 58.75" | 1W☒Ⓞ 358-60 | 11 | 64 lbs | ☉ |
| | 6' | 68" | 1W☒Ⓞ 358-72 | 13 | 74 lbs | ☉ |
| | 7' | 86.75" | 1W☒Ⓞ 358-84 | 17 | 82 lbs | ☉ |
| | 8' | 95.5" | 1W☒Ⓞ 358-96 | 19 | 97 lbs | ☉ |
| | 9' | 105.5" | 1W☒Ⓞ 358-108 | 21 | 159 lbs | ☉ |
| | 10' | 114.75" | 1W☒Ⓞ 358-120 | 23 | 162 lbs | ☉ |
| | 11' | 133.5" | 1W☒Ⓞ 358-132 | 27 | 185 lbs | ☉ |
| | 12' | 143" | 1W☒Ⓞ 358-144 | 29 | 208 lbs | ☉ |
| 6' HEIGHT | 13' | 152.25" | 1W☒Ⓞ 358-156 | 31 | 222 lbs | ☉ |
| | 14' | 171" | 1W☒Ⓞ 358-168 | 35 | 235 lbs | ☉ |
| | 15' | 180.25" | 1W☒Ⓞ 358-180 | 37 | 249 lbs | ☉ |
| | 16' | 189.75" | 1W☒Ⓞ 358-192 | 39 | 262 lbs | ☉ |
| | 3.5' | 40" | 1W☒Ⓞ 370-42 | 7 | 57 lbs | ☉ |
| | 4' | 49.5" | 1W☒Ⓞ 370-48 | 9 | 62 lbs | MB GB |
| | 5' | 58.75" | 1W☒Ⓞ 370-60 | 11 | 74 lbs | MB |
| | 6' | 68" | 1W☒Ⓞ 370-72 | 13 | 87 lbs | ☉ |
| | 7' | 86.75" | 1W☒Ⓞ 370-84 | 17 | 95 lbs | ☉ |
| | 8' | 95.5" | 1W☒Ⓞ 370-96 | 19 | 112 lbs | ☉ |
| 9' | 105.5" | 1W☒Ⓞ 370-108 | 21 | 161 lbs | ☉ | |
| 10' | 114.75" | 1W☒Ⓞ 370-120 | 23 | 181 lbs | ☉ | |
| 11' | 133.5" | 1W☒Ⓞ 370-132 | 27 | 207 lbs | ☉ | |
| 12' | 143" | 1W☒Ⓞ 370-144 | 29 | 233 lbs | ☉ | |
| 13' | 152.25" | 1W☒Ⓞ 370-156 | 31 | 248 lbs | ☉ | |
| 14' | 171" | 1W☒Ⓞ 370-168 | 35 | 263 lbs | ☉ | |
| 15' | 180.25" | 1W☒Ⓞ 370-180 | 37 | 279 lbs | ☉ | |
| 16' | 189.75" | 1W☒Ⓞ 370-192 | 39 | 294 lbs | ☉ | |



☒ = FENCE STYLES AVAILABLE | **C** = Classic **M** = Majestic **G** = Genesis **W** = Warrior

Ⓞ = COLOR OPTIONS AVAILABLE | **B** = Black **N** = Bronze

☉ = NON-STOCKED PRODUCT




For details, see Ameristar's Sales Policy in the catalog guide.

Effective: 01/01/18

MONTAGE PLUS® | 3-RAIL SINGLE SWING GATES

3" AIR GAP | STANDARD BOTTOM | GATE HARDWARE SOLD SEPARATELY

| | OPENING | LEAF WIDTH | ITEM NUMBER | PICKET QTY | WEIGHT | STOCKING |
|----------------|---------|------------|-------------|------------|--------|----------|
| 3' HEIGHT | 3.5' | 40" | 1R☒Ⓞ334-42 | 9 | 33 lbs | ☉ |
| | 4' | 49.5" | 1R☒Ⓞ334-48 | 12 | 35 lbs | ☉ |
| | 5' | 58.75" | 1R☒Ⓞ334-60 | 14 | 46 lbs | ☉ |
| | 6' | 68" | 1R☒Ⓞ334-72 | 17 | 53 lbs | ☉ |
| | 7' | 86.75" | 1R☒Ⓞ334-84 | 22 | 62 lbs | ☉ |
| 3.5' HEIGHT | 3.5' | 40" | 1R☒Ⓞ340-42 | 9 | 37 lbs | ☉ |
| | 4' | 49.5" | 1R☒Ⓞ340-48 | 12 | 39 lbs | ☉ |
| | 5' | 58.75" | 1R☒Ⓞ340-60 | 14 | 51 lbs | ☉ |
| | 6' | 68" | 1R☒Ⓞ340-72 | 17 | 59 lbs | ☉ |
| | 7' | 86.75" | 1R☒Ⓞ340-84 | 22 | 69 lbs | ☉ |
| 4' HEIGHT | 3.5' | 40" | 1R☒Ⓞ346-42 | 9 | 43 lbs | ☉ |
| | 4' | 49.5" | 1R☒Ⓞ346-48 | 12 | 47 lbs | ☉ |
| | 5' | 58.75" | 1R☒Ⓞ346-60 | 14 | 58 lbs | ☉ |
| | 6' | 68" | 1R☒Ⓞ346-72 | 17 | 67 lbs | ☉ |
| | 7' | 86.75" | 1R☒Ⓞ346-84 | 22 | 76 lbs | ☉ |
| | 8' | 95.5" | 1R☒Ⓞ346-96 | 24 | 88 lbs | ☉ |



5' & 6' HEIGHTS CONTINUED ON NEXT PAGE

☒ = FENCE STYLES AVAILABLE | C = Classic M = Majestic G = Genesis

Ⓞ = COLOR OPTIONS AVAILABLE | B = Black N = Bronze

☉ = NON-STOCKED PRODUCT

For details, see Ameristar's Sales Policy in the catalog guide.


Notes: Genesis panels are packaged with BLACK picket plugs for black & bronze.

Effective: 01/01/18


MONTAGE PLUS® | 3-RAIL SINGLE SWING GATES

3" AIR GAP | STANDARD BOTTOM | GATE HARDWARE SOLD SEPARATELY


| | OPENING | LEAF WIDTH | ITEM NUMBER | PICKET QTY | WEIGHT | STOCKING |
|--------------|---------|------------|-------------|------------|---------|----------|
| 5' HEIGHT | 3.5' | 40" | 1R☒Ⓞ358-42 | 9 | 51 lbs | Ⓞ |
| | 4' | 49.5" | 1R☒Ⓞ358-48 | 12 | 55 lbs | Ⓞ |
| | 5' | 58.75" | 1R☒Ⓞ358-60 | 14 | 69 lbs | Ⓞ |
| | 6' | 68" | 1R☒Ⓞ358-72 | 17 | 80 lbs | Ⓞ |
| | 7' | 86.75" | 1R☒Ⓞ358-84 | 22 | 90 lbs | Ⓞ |
| 6' HEIGHT | 8' | 95.5" | 1R☒Ⓞ358-96 | 24 | 105 lbs | Ⓞ |
| | 3.5' | 40" | 1R☒Ⓞ370-42 | 9 | 60 lbs | Ⓞ |
| | 4' | 49.5" | 1R☒Ⓞ370-48 | 12 | 64 lbs | Ⓞ |
| | 5' | 58.75" | 1R☒Ⓞ370-60 | 14 | 80 lbs | Ⓞ |
| | 6' | 68" | 1R☒Ⓞ370-72 | 17 | 93 lbs | Ⓞ |
| | 7' | 86.75" | 1R☒Ⓞ370-84 | 22 | 104 lbs | Ⓞ |
| | 8' | 95.5" | 1R☒Ⓞ370-96 | 24 | 118 lbs | Ⓞ |



CLASSIC™



MAJESTIC™



GENESIS™

☒ = FENCE STYLES AVAILABLE | **C** = Classic **M** = Majestic **G** = Genesis

Ⓞ = COLOR OPTIONS AVAILABLE | **B** = Black **N** = Bronze

Ⓞ = NON-STOCKED PRODUCT

For details, see Ameristar's Sales Policy in the catalog guide.





Notes: Genesis panels are packaged with BLACK picket plugs for black & bronze.

Effective: 01/01/18

MONTAGE PLUS® | 3-RAIL SINGLE SWING GATES

4" AIR GAP | FLUSH BOTTOM | GATE HARDWARE SOLD SEPARATELY

| | OPENING | LEAF WIDTH | ITEM NUMBER | PICKET QTY | WEIGHT | STOCKING |
|----------------|---------|--------------|--------------|------------|---------|----------|
| 3' HEIGHT | 3.5' | 40" | 1W☒☒334F-42 | 7 | 60 lbs | ☉ |
| | 4' | 49.5" | 1W☒☒334F-48 | 9 | 36 lbs | ☉ |
| | 5' | 58.75" | 1W☒☒334F-60 | 11 | 41 lbs | ☉ |
| | 6' | 68" | 1W☒☒334F-72 | 13 | 47 lbs | ☉ |
| | 7' | 86.75" | 1W☒☒334F-84 | 17 | 57 lbs | ☉ |
| | 8' | 95.5" | 1W☒☒334F-96 | 19 | 62 lbs | ☉ |
| | 9' | 105.5" | 1W☒☒334F-108 | 21 | 100 lbs | ☉ |
| | 10' | 114.75" | 1W☒☒334F-120 | 23 | 123 lbs | ☉ |
| | 11' | 133.5" | 1W☒☒334F-132 | 27 | 138 lbs | ☉ |
| | 12' | 143" | 1W☒☒334F-144 | 29 | 153 lbs | ☉ |
| | 13' | 152.25" | 1W☒☒334F-156 | 31 | 164 lbs | ☉ |
| | 14' | 171" | 1W☒☒334F-168 | 35 | 176 lbs | ☉ |
| 3.5' HEIGHT | 15' | 180.25" | 1W☒☒334F-180 | 37 | 189 lbs | ☉ |
| | 16' | 189.75" | 1W☒☒334F-192 | 39 | 202 lbs | ☉ |
| | 3.5' | 40" | 1W☒☒340F-42 | 7 | 34 lbs | ☉ |
| | 4' | 49.5" | 1W☒☒340F-48 | 9 | 40 lbs | ☉ |
| | 5' | 58.75" | 1W☒☒340F-60 | 11 | 46 lbs | ☉ |
| | 6' | 68" | 1W☒☒340F-72 | 13 | 47 lbs | ☉ |
| | 7' | 86.75" | 1W☒☒340F-84 | 17 | 62 lbs | ☉ |
| | 8' | 95.5" | 1W☒☒340F-96 | 19 | 68 lbs | ☉ |
| | 9' | 105.5" | 1W☒☒340F-108 | 21 | 115 lbs | ☉ |
| | 10' | 114.75" | 1W☒☒340F-120 | 23 | 133 lbs | ☉ |
| | 11' | 133.5" | 1W☒☒340F-132 | 27 | 150 lbs | ☉ |
| | 12' | 143" | 1W☒☒340F-144 | 29 | 167 lbs | ☉ |
| 13' | 152.25" | 1W☒☒340F-156 | 31 | 179 lbs | ☉ | |
| 14' | 171" | 1W☒☒340F-168 | 35 | 191 lbs | ☉ | |
| 15' | 180.25" | 1W☒☒340F-180 | 37 | 204 lbs | ☉ | |
| 16' | 189.75" | 1W☒☒340F-192 | 39 | 217 lbs | ☉ | |



4', 4.5', 5' & 6' HEIGHTS CONTINUED ON NEXT PAGES

☒ = FENCE STYLES AVAILABLE | C = Classic M = Majestic G = Genesis W = Warrior

☒ = COLOR OPTIONS AVAILABLE | B = Black N = Bronze

☉ = NON-STOCKED PRODUCT





For details, see Ameristar's Sales Policy in the catalog guide.

Notes: Genesis panels are packaged with BLACK picket plugs for black & bronze.

Effective: 01/01/18

MONTAGE PLUS® | 3-RAIL SINGLE SWING GATES

4" AIR GAP | FLUSH BOTTOM | GATE HARDWARE SOLD SEPARATELY

| | OPENING | LEAF WIDTH | ITEM NUMBER | PICKET QTY | WEIGHT | STOCKING | |
|----------------|---------|---------------|---------------|------------|---------|----------|---|
| 4' HEIGHT | 3.5' | 40" | 1W☒⊗346F-42 | 7 | 41 lbs | ☉ |  CLASSIC™ |
| | 4' | 49.5" | 1W☒⊗346F-48 | 9 | 44 lbs | ☉ | |
| | 5' | 58.75" | 1W☒⊗346F-60 | 11 | 54 lbs | ☉ | |
| | 6' | 68" | 1W☒⊗346F-72 | 13 | 63 lbs | ☉ |  MAJESTIC™ |
| | 7' | 86.75" | 1W☒⊗346F-84 | 17 | 70 lbs | ☉ | |
| | 8' | 95.5" | 1W☒⊗346F-96 | 19 | 82 lbs | ☉ | |
| | 9' | 105.5" | 1W☒⊗346F-108 | 21 | 130 lbs | ☉ | |
| | 10' | 114.75" | 1W☒⊗346F-120 | 23 | 143 lbs | ☉ |  GENESIS™ |
| | 11' | 133.5" | 1W☒⊗346F-132 | 27 | 162 lbs | ☉ | |
| | 12' | 143" | 1W☒⊗346F-144 | 29 | 181 lbs | ☉ | |
| 13' | 152.25" | 1W☒⊗346F-156 | 31 | 194 lbs | ☉ | | |
| 14' | 171" | 1W☒⊗346F-168 | 35 | 206 lbs | ☉ | | |
| 15' | 180.25" | 1W☒⊗346F-180 | 37 | 219 lbs | ☉ | | |
| 4.5' HEIGHT | 16' | 189.75" | 1W☒⊗346F-192 | 39 | 232 lbs | ☉ |  WARRIOR™ |
| | 3.5' | 40" | 1WM⊗354F-42* | 7 | 47 lbs | ☉ | |
| | 4' | 49.5" | 1WM⊗354F-48* | 9 | 51 lbs | ☉ | |
| | 5' | 58.75" | 1WM⊗354F-60* | 11 | 62 lbs | ☉ | |
| | 6' | 68" | 1WM⊗354F-72* | 13 | 72 lbs | ☉ | |
| | 7' | 86.75" | 1WM⊗354F-84* | 17 | 80 lbs | ☉ | |
| | 8' | 95.5" | 1WM⊗354F-96* | 19 | 95 lbs | ☉ | |
| | 9' | 105.5" | 1WM⊗354F-108* | 21 | 147 lbs | ☉ | |
| | 10' | 114.75" | 1WM⊗354F-120* | 23 | 155 lbs | ☉ | |
| | 11' | 133.5" | 1WM⊗354F-132* | 27 | 176 lbs | ☉ | |
| 12' | 143" | 1WM⊗354F-144* | 29 | 197 lbs | ☉ | | |
| 13' | 152.25" | 1WM⊗354F-156* | 31 | 210 lbs | ☉ | | |
| 14' | 171" | 1WM⊗354F-168* | 35 | 223 lbs | ☉ | | |
| 15' | 180.25" | 1WM⊗354F-180* | 37 | 236 lbs | ☉ | | |
| 16' | 189.75" | 1WM⊗354F-192* | 39 | 249 lbs | ☉ | | |

5' & 6' HEIGHTS CONTINUED ON NEXT PAGES

☒ = FENCE STYLES AVAILABLE | C = Classic M = Majestic G = Genesis W = Warrior

⊗ = COLOR OPTIONS AVAILABLE | B = Black N = Bronze

☉ = NON-STOCKED PRODUCT

For details, see Ameristar's Sales Policy in the catalog guide.

* 4.5' flush bottom gates available in Majestic only

Notes: Genesis panels are packaged with BLACK picket plugs for black & bronze.

Effective: 01/01/18

MONTAGE PLUS® | 3-RAIL SINGLE SWING GATES

4" AIR GAP | FLUSH BOTTOM | GATE HARDWARE SOLD SEPARATELY

| OPENING | LEAF WIDTH | ITEM NUMBER | PICKET QTY | WEIGHT | STOCKING |
|---------|------------|--------------|------------|---------|----------|
| 3.5' | 40" | 1W☒⊗358F-42 | 7 | 49 lbs | ☉ |
| 4' | 49.5" | 1W☒⊗358F-48 | 9 | 53 lbs | ☉ |
| 5' | 58.75" | 1W☒⊗358F-60 | 11 | 64 lbs | ☉ |
| 6' | 68" | 1W☒⊗358F-72 | 13 | 74 lbs | ☉ |
| 7' | 86.75" | 1W☒⊗358F-84 | 17 | 82 lbs | ☉ |
| 8' | 95.5" | 1W☒⊗358F-96 | 19 | 97 lbs | ☉ |
| 9' | 105.5" | 1W☒⊗358F-108 | 21 | 159 lbs | ☉ |
| 10' | 114.75" | 1W☒⊗358F-120 | 23 | 162 lbs | ☉ |
| 11' | 133.5" | 1W☒⊗358F-132 | 27 | 185 lbs | ☉ |
| 12' | 143" | 1W☒⊗358F-144 | 29 | 208 lbs | ☉ |
| 13' | 152.25" | 1W☒⊗358F-156 | 31 | 222 lbs | ☉ |
| 14' | 171" | 1W☒⊗358F-168 | 35 | 235 lbs | ☉ |
| 15' | 180.25" | 1W☒⊗358F-180 | 37 | 249 lbs | ☉ |
| 16' | 189.75" | 1W☒⊗358F-192 | 39 | 262 lbs | ☉ |

5'
HEIGHT

6' HEIGHTS CONTINUED ON FOLLOWING PAGE


☒ = FENCE STYLES AVAILABLE | C = Classic M = Majestic G = Genesis W = Warrior

⊗ = COLOR OPTIONS AVAILABLE | B = Black N = Bronze


☉ = NON-STOCKED PRODUCT

For details, see Ameristar's Sales Policy in the catalog guide.


Notes: Genesis panels are packaged with BLACK picket plugs for black & bronze.




CLASSIC™



MAJESTIC™



GENESIS™







WARRIOR™

MONTAGE PLUS® | 3-RAIL SINGLE SWING GATES

4" AIR GAP | FLUSH BOTTOM | GATE HARDWARE SOLD SEPARATELY

| OPENING | LEAF WIDTH | ITEM NUMBER | PICKET QTY | WEIGHT | STOCKING |
|---------|------------|--------------|------------|---------|----------|
| 3.5' | 40" | 1W☒Ⓞ370F-42 | 7 | 57 lbs | ☉ |
| 4' | 49.5" | 1W☒Ⓞ370F-48 | 9 | 62 lbs | ☉ |
| 5' | 58.75" | 1W☒Ⓞ370F-60 | 11 | 74 lbs | ☉ |
| 6' | 68" | 1W☒Ⓞ370F-72 | 13 | 87 lbs | ☉ |
| 7' | 86.75" | 1W☒Ⓞ370F-84 | 17 | 95 lbs | ☉ |
| 8' | 95.5" | 1W☒Ⓞ370F-96 | 19 | 112 lbs | ☉ |
| 9' | 105.5" | 1W☒Ⓞ370F-108 | 21 | 161 lbs | ☉ |
| 10' | 114.75" | 1W☒Ⓞ370F-120 | 23 | 181 lbs | ☉ |
| 11' | 133.5" | 1W☒Ⓞ370F-132 | 27 | 207 lbs | ☉ |
| 12' | 143" | 1W☒Ⓞ370F-144 | 29 | 233 lbs | ☉ |
| 13' | 152.25" | 1W☒Ⓞ370F-156 | 31 | 248 lbs | ☉ |
| 14' | 171" | 1W☒Ⓞ370F-168 | 35 | 263 lbs | ☉ |
| 15' | 180.25" | 1W☒Ⓞ370F-180 | 37 | 279 lbs | ☉ |
| 16' | 189.75" | 1W☒Ⓞ370F-192 | 39 | 294 lbs | ☉ |

6'
HEIGHT



☒ = FENCE STYLES AVAILABLE | **C** = Classic **M** = Majestic **G** = Genesis **W** = Warrior

Ⓞ = COLOR OPTIONS AVAILABLE | **B** = Black **N** = Bronze

☉ = NON-STOCKED PRODUCT

For details, see Ameristar's Sales Policy in the catalog guide.




Notes: Genesis panels are packaged with BLACK picket plugs for black & bronze.

Effective: 01/01/18

MONTAGE PLUS® | 3-RAIL SINGLE SWING GATES

3" AIR GAP | FLUSH BOTTOM | GATE HARDWARE SOLD SEPARATELY

| | OPENING | LEAF WIDTH | ITEM NUMBER | PICKET QTY | WEIGHT | STOCKING |
|----------------|---------|------------|-------------|------------|--------|----------|
| 3' HEIGHT | 3.5' | 40" | 1R☒Ⓞ334F-42 | 9 | 33 lbs | ☉ |
| | 4' | 49.5" | 1R☒Ⓞ334F-48 | 12 | 35 lbs | ☉ |
| | 5' | 58.75" | 1R☒Ⓞ334F-60 | 14 | 46 lbs | ☉ |
| | 6' | 68" | 1R☒Ⓞ334F-72 | 17 | 53 lbs | ☉ |
| | 7' | 86.75" | 1R☒Ⓞ334F-84 | 22 | 62 lbs | ☉ |
| 3.5' HEIGHT | 3.5' | 40" | 1R☒Ⓞ340F-42 | 9 | 37 lbs | ☉ |
| | 4' | 49.5" | 1R☒Ⓞ340F-48 | 12 | 39 lbs | ☉ |
| | 5' | 58.75" | 1R☒Ⓞ340F-60 | 14 | 51 lbs | ☉ |
| | 6' | 68" | 1R☒Ⓞ340F-72 | 17 | 59 lbs | ☉ |
| | 7' | 86.75" | 1R☒Ⓞ340F-84 | 22 | 69 lbs | ☉ |
| 4' HEIGHT | 3.5' | 40" | 1R☒Ⓞ346F-42 | 9 | 43 lbs | ☉ |
| | 4' | 49.5" | 1R☒Ⓞ346F-48 | 12 | 47 lbs | ☉ |
| | 5' | 58.75" | 1R☒Ⓞ346F-60 | 14 | 58 lbs | ☉ |
| | 6' | 68" | 1R☒Ⓞ346F-72 | 17 | 67 lbs | ☉ |
| | 7' | 86.75" | 1R☒Ⓞ346F-84 | 22 | 76 lbs | ☉ |
| | 8' | 95.5" | 1R☒Ⓞ346F-96 | 24 | 88 lbs | ☉ |



☒ = FENCE STYLES AVAILABLE | C = Classic M = Majestic G = Genesis

Ⓞ = COLOR OPTIONS AVAILABLE | B = Black N = Bronze

☉ = NON-STOCKED PRODUCT

For details, see Ameristar's Sales Policy in the catalog guide.




Notes: Genesis panels are packaged with BLACK picket plugs for black & bronze.

Effective: 01/01/18

MONTAGE PLUS® | 3-RAIL SINGLE SWING GATES

3" AIR GAP | FLUSH BOTTOM | GATE HARDWARE SOLD SEPARATELY

| | OPENING | LEAF WIDTH | ITEM NUMBER | PICKET QTY | WEIGHT | STOCKING |
|----------------|---------|------------|------------------------|------------|---------|----------|
| 4.5' HEIGHT | 3.5' | 40" | 1R M ⊗ 354F-42* | 9 | 49 lbs | ⊙ |
| | 4' | 49.5" | 1R M ⊗ 354F-48* | 12 | 53 lbs | ⊙ |
| | 5' | 58.75" | 1R M ⊗ 354F-60* | 14 | 67 lbs | ⊙ |
| | 6' | 68" | 1R M ⊗ 354F-72* | 17 | 78 lbs | ⊙ |
| | 7' | 86.75" | 1R M ⊗ 354F-84* | 22 | 88 lbs | ⊙ |
| | 8' | 95.5" | 1R M ⊗ 354F-96* | 24 | 103 lbs | ⊙ |
| 5' HEIGHT | 3.5' | 40" | 1R C ⊗ 358F-42 | 9 | 51 lbs | ⊙ |
| | 4' | 49.5" | 1R C ⊗ 358F-48 | 12 | 55 lbs | ⊙ |
| | 5' | 58.75" | 1R C ⊗ 358F-60 | 14 | 69 lbs | ⊙ |
| | 6' | 68" | 1R C ⊗ 358F-72 | 17 | 80 lbs | ⊙ |
| | 7' | 86.75" | 1R C ⊗ 358F-84 | 22 | 90 lbs | ⊙ |
| | 8' | 95.5" | 1R C ⊗ 358F-96 | 24 | 105 lbs | ⊙ |
| 6' HEIGHT | 3.5' | 40" | 1R G ⊗ 370F-42 | 9 | 60 lbs | ⊙ |
| | 4' | 49.5" | 1R G ⊗ 370F-48 | 12 | 64 lbs | ⊙ |
| | 5' | 58.75" | 1R G ⊗ 370F-60 | 14 | 80 lbs | ⊙ |
| | 6' | 68" | 1R G ⊗ 370F-72 | 17 | 93 lbs | ⊙ |
| | 7' | 86.75" | 1R G ⊗ 370F-84 | 22 | 104 lbs | ⊙ |
| | 8' | 95.5" | 1R G ⊗ 370F-96 | 24 | 118 lbs | ⊙ |



⊠ = FENCE STYLES AVAILABLE | **C** = Classic **M** = Majestic **G** = Genesis

⊗ = COLOR OPTIONS AVAILABLE | **B** = Black **N** = Bronze

⊙ = NON-STOCKED PRODUCT

For details, see Ameristar's Sales Policy in the catalog guide.

* 4.5' flush bottom gates available in Majestic only

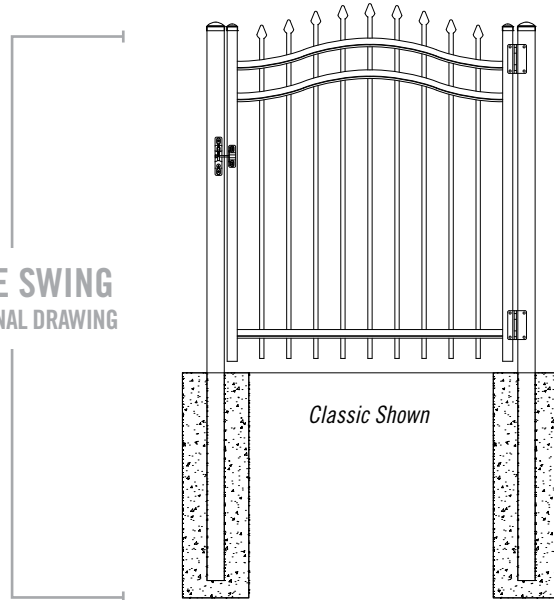
Notes: Genesis panels are packaged with BLACK picket plugs for black & bronze.

Effective: 01/01/18

MONTAGE PLUS® | SINGLE SWING STEEL ARCHED GATE SPECIFICATIONS

1.75"sq x 14ga STEEL GATE ENDS | 1.4375" x 1.5" x 14ga RAILS | .75"sq x 18ga PICKETS | 3.5' - 6' NOMINAL OPENINGS

SINGLE SWING
DIMENSIONAL DRAWING



SINGLE SWING
ARCHED
HARDWARE KITS &
POST INTERSPACES

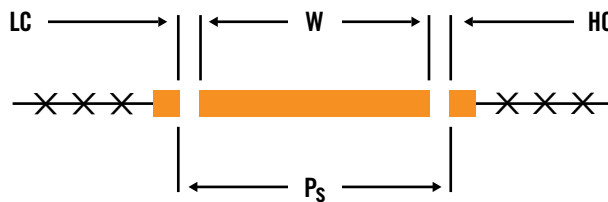
SGBSX25 / SGBSX3
FORK LATCH / BOX
HINGE KITS

CGBS-25
CGBS-3 / CGBS-4
COMMERCIAL HINGE
WITH STRONG ARM

HGBS-25
HGBS-3 / HGBS-4
HEAVY COMMERCIAL
HINGE KITS

| OPENING | LEAF WIDTH* | HC | LC | P _S | HC | LC | P _S | HC | LC | P _S |
|---------|-------------|----|----|----------------|----|----|----------------|-------|----|----------------|
| 3.5' | 40" | 2" | 2" | 44" | 1" | 3" | 44" | 1.25" | 3" | 44.25" |
| 4' | 49.5" | 2" | 2" | 53.5" | 1" | 3" | 53.5" | 1.25" | 3" | 53.75" |
| 5' | 58.75" | 2" | 2" | 62.75" | 1" | 3" | 62.75" | 1.25" | 3" | 63" |
| 6' | 68" | 2" | 2" | 72" | 1" | 3" | 72" | 1.25" | 3" | 72.25" |

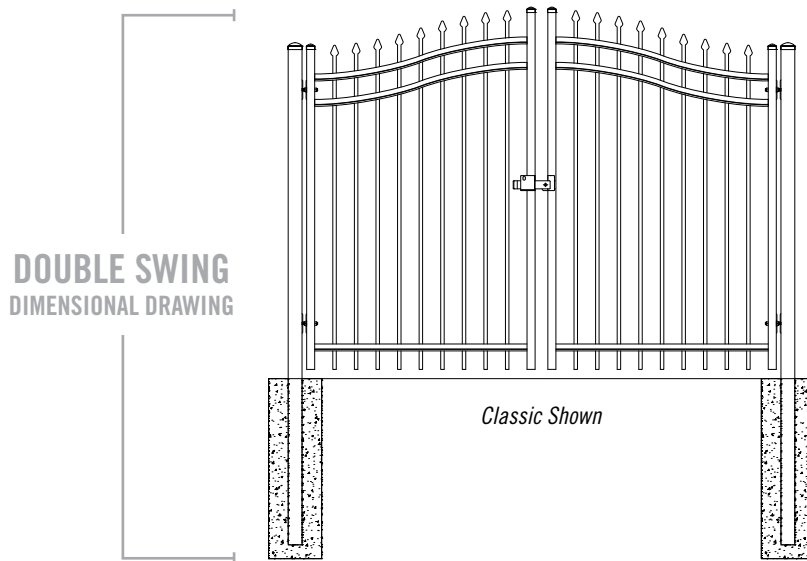
W = width* | HC = hinge clearance | LC = latch clearance | P_S = gate post spacing**
 * From outside to outside | ** From inside to inside



Effective: 01/01/18

MONTAGE PLUS® | DOUBLE SWING STEEL ARCHED GATE SPECIFICATIONS

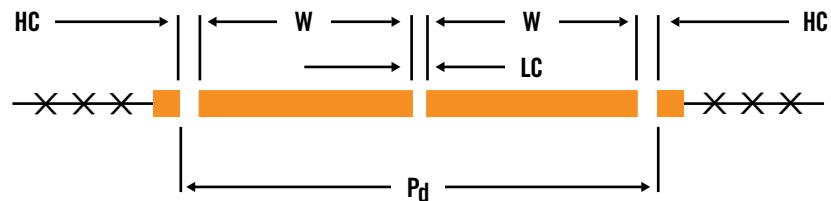
1.75"sq x 14ga STEEL GATE ENDS | 1.4375" x 1.5" x 14ga RAILS | .75"sq x 18ga PICKETS | 7' - 14' NOMINAL OPENINGS



DOUBLE SWING HARDWARE KITS & POST INTERSPACES

| OPENING | LEAF WIDTH* | SGBDX FORK LATCH / BOX HINGE KITS | | | CGBD COMMERCIAL HINGE WITH STRONG ARM | | | HGBD HEAVY COMMERCIAL HINGE KITS | | |
|---------|-------------|---|----|----------------|---|----|----------------|--|----|----------------|
| | | HC | LC | P _d | HC | LC | P _d | HC | LC | P _d |
| 7' | 40" | 2" | 2" | 86" | 1" | 2" | 84" | 1.25" | 2" | 84.5" |
| 8' | 49.5" | 2" | 2" | 105" | 1" | 2" | 103" | 1.25" | 2" | 103.5" |
| 10' | 58.75" | 2" | 2" | 123.5" | 1" | 2" | 121.5" | 1.25" | 2" | 122" |
| 12' | 68" | 2" | 2" | 142" | 1" | 2" | 140" | 1.25" | 2" | 140.5" |
| 14' | 86.75" | 2" | 2" | 179.5" | 1" | 2" | 177.5" | 1.25" | 2" | 178" |

W = width (x2)* | HC = hinge clearance (x2) | LC = latch clearance | P_d = gate post spacing**
 * From outside to outside | ** From inside to inside






Effective: 01/01/18

MONTAGE PLUS® | 2-RAIL SINGLE SWING ARCHED GATES

4" AIR GAP | STANDARD BOTTOM | GATE HARDWARE SOLD SEPARATELY

| | OPENING | LEAF WIDTH | ITEM NUMBER | PICKET QTY | WEIGHT | STOCKING |
|----------------|---------|------------|-------------|------------|--------|----------|
| 3' HEIGHT | 3.5' | 40" | 1W☒⊗234-42A | 7 | 29 lbs | ☉ |
| | 4' | 49.5" | 1W☒⊗234-48A | 9 | 35 lbs | ☉ |
| | 5' | 58.75" | 1W☒⊗234-60A | 11 | 39 lbs | ☉ |
| | 6' | 68" | 1W☒⊗234-72A | 13 | 44 lbs | ☉ |
| 3.5' HEIGHT | 3.5' | 40" | 1W☒⊗240-42A | 7 | 32 lbs | ☉ |
| | 4' | 49.5" | 1W☒⊗240-48A | 9 | 39 lbs | ☉ |
| | 5' | 58.75" | 1W☒⊗240-60A | 11 | 44 lbs | ☉ |
| | 6' | 68" | 1W☒⊗240-72A | 13 | 50 lbs | ☉ |
| 4' HEIGHT | 3.5' | 40" | 1W☒⊗246-42A | 7 | 40 lbs | ☉ |
| | 4' | 49.5" | 1W☒⊗246-48A | 9 | 43 lbs | ☉ |
| | 5' | 58.75" | 1W☒⊗246-60A | 11 | 53 lbs | ☉ |
| | 6' | 68" | 1W☒⊗246-72A | 13 | 62 lbs | ☉ |
| 5' HEIGHT | 3.5' | 40" | 1W☒⊗258-42A | 7 | 50 lbs | ☉ |
| | 4' | 49.5" | 1W☒⊗258-48A | 9 | 53 lbs | ☉ |
| | 5' | 58.75" | 1W☒⊗258-60A | 11 | 64 lbs | ☉ |
| | 6' | 68" | 1W☒⊗258-72A | 13 | 75 lbs | ☉ |
| 6' HEIGHT | 3.5' | 40" | 1W☒⊗270-42A | 7 | 58 lbs | ☉ |
| | 4' | 49.5" | 1W☒⊗270-48A | 9 | 63 lbs | ☉ |
| | 5' | 58.75" | 1W☒⊗270-60A | 11 | 75 lbs | ☉ |
| | 6' | 68" | 1W☒⊗270-72A | 13 | 86 lbs | ☉ |



☒ = FENCE STYLES AVAILABLE | C = Classic M = Majestic G = Genesis

⊗ = COLOR OPTIONS AVAILABLE | B = Black N = Bronze

☉ = NON-STOCKED PRODUCT

For details, see Ameristar's Sales Policy in the catalog guide.

WARNING: Steel arched gates with EXTENDED PICKET BOTTOM exposure are NOT TO BE AUTOMATED!
 Extended picket bottom treatment does not meet ASTM standard F2200 for automated gates.


Notes: Genesis panels are packaged with BLACK picket plugs for black & bronze.

Effective: 01/01/18


MONTAGE PLUS® | 2-RAIL SINGLE SWING ARCHED GATES

4" AIR GAP | FLUSH BOTTOM | GATE HARDWARE SOLD SEPARATELY


| | OPENING | LEAF WIDTH | ITEM NUMBER | PICKET QTY | WEIGHT | STOCKING |
|----------------|---------|------------|--------------|------------|--------|----------|
| 3' HEIGHT | 3.5' | 40" | 1W☒ⓧ234F-42A | 7 | 29 lbs | ⊙ |
| | 4' | 49.5" | 1W☒ⓧ234F-48A | 9 | 35 lbs | ⊙ |
| | 5' | 58.75" | 1W☒ⓧ234F-60A | 11 | 39 lbs | ⊙ |
| | 6' | 68" | 1W☒ⓧ234F-72A | 13 | 44 lbs | ⊙ |
| 3.5' HEIGHT | 3.5' | 40" | 1W☒ⓧ240F-42A | 7 | 32 lbs | ⊙ |
| | 4' | 49.5" | 1W☒ⓧ240F-48A | 9 | 39 lbs | ⊙ |
| | 5' | 58.75" | 1W☒ⓧ240F-60A | 11 | 44 lbs | ⊙ |
| | 6' | 68" | 1W☒ⓧ240F-72A | 13 | 50 lbs | ⊙ |
| 4' HEIGHT | 3.5' | 40" | 1W☒ⓧ246F-42A | 7 | 40 lbs | ⊙ |
| | 4' | 49.5" | 1W☒ⓧ246F-48A | 9 | 43 lbs | ⊙ |
| | 5' | 58.75" | 1W☒ⓧ246F-60A | 11 | 53 lbs | ⊙ |
| | 6' | 68" | 1W☒ⓧ246F-72A | 13 | 62 lbs | ⊙ |
| 5' HEIGHT | 3.5' | 40" | 1W☒ⓧ258F-42A | 7 | 50 lbs | ⊙ |
| | 4' | 49.5" | 1W☒ⓧ258F-48A | 9 | 53 lbs | ⊙ |
| | 5' | 58.75" | 1W☒ⓧ258F-60A | 11 | 64 lbs | ⊙ |
| | 6' | 68" | 1W☒ⓧ258F-72A | 13 | 75 lbs | ⊙ |
| 6' HEIGHT | 3.5' | 40" | 1W☒ⓧ270F-42A | 7 | 58 lbs | ⊙ |
| | 4' | 49.5" | 1W☒ⓧ270F-48A | 9 | 63 lbs | ⊙ |
| | 5' | 58.75" | 1W☒ⓧ270F-60A | 11 | 75 lbs | ⊙ |
| | 6' | 68" | 1W☒ⓧ270F-72A | 13 | 86 lbs | ⊙ |



CLASSIC™



MAJESTIC™



GENESIS™

☒ = FENCE STYLES AVAILABLE | C = Classic M = Majestic G = Genesis

ⓧ = COLOR OPTIONS AVAILABLE | B = Black N = Bronze

⊙ = NON-STOCKED PRODUCT

For details, see Ameristar's Sales Policy in the catalog guide.


Notes: Genesis panels are packaged with BLACK picket plugs for black & bronze.

Effective: 01/01/18


MONTAGE PLUS® | 3-RAIL SINGLE SWING ARCHED GATES

4" AIR GAP | STANDARD BOTTOM | GATE HARDWARE SOLD SEPARATELY


| | OPENING | LEAF WIDTH | ITEM NUMBER | PICKET QTY | WEIGHT | STOCKING |
|----------------|---------|------------|-------------|------------|--------|----------|
| 3' HEIGHT | 3.5' | 40" | 1W☒⊗334-42A | 7 | 32 lbs | ☉ |
| | 4' | 49.5" | 1W☒⊗334-48A | 9 | 39 lbs | ☉ |
| | 5' | 58.75" | 1W☒⊗334-60A | 11 | 44 lbs | ☉ |
| | 6' | 68" | 1W☒⊗334-72A | 13 | 51 lbs | ☉ |
| 3.5' HEIGHT | 3.5' | 40" | 1W☒⊗340-42A | 7 | 37 lbs | ☉ |
| | 4' | 49.5" | 1W☒⊗340-48A | 9 | 43 lbs | ☉ |
| | 5' | 58.75" | 1W☒⊗340-60A | 11 | 50 lbs | ☉ |
| | 6' | 68" | 1W☒⊗340-72A | 13 | 51 lbs | ☉ |
| 4' HEIGHT | 3.5' | 40" | 1W☒⊗346-42A | 7 | 44 lbs | ☉ |
| | 4' | 49.5" | 1W☒⊗346-48A | 9 | 48 lbs | ☉ |
| | 5' | 58.75" | 1W☒⊗346-60A | 11 | 58 lbs | ☉ |
| | 6' | 68" | 1W☒⊗346-72A | 13 | 68 lbs | ☉ |
| 5' HEIGHT | 3.5' | 40" | 1W☒⊗358-42A | 7 | 53 lbs | ☉ |
| | 4' | 49.5" | 1W☒⊗358-48A | 9 | 57 lbs | ☉ |
| | 5' | 58.75" | 1W☒⊗358-60A | 11 | 69 lbs | ☉ |
| | 6' | 68" | 1W☒⊗358-72A | 13 | 80 lbs | ☉ |
| 6' HEIGHT | 3.5' | 40" | 1W☒⊗370-42A | 7 | 62 lbs | ☉ |
| | 4' | 49.5" | 1W☒⊗370-48A | 9 | 67 lbs | ☉ |
| | 5' | 58.75" | 1W☒⊗370-60A | 11 | 80 lbs | ☉ |
| | 6' | 68" | 1W☒⊗370-72A | 13 | 94 lbs | ☉ |



CLASSIC™



MAJESTIC™



GENESIS™

☒ = FENCE STYLES AVAILABLE | C = Classic M = Majestic G = Genesis

⊗ = COLOR OPTIONS AVAILABLE | B = Black N = Bronze

☉ = NON-STOCKED PRODUCT

For details, see Ameristar's Sales Policy in the catalog guide.

WARNING: Steel arched gates with EXTENDED PICKET BOTTOM exposure are NOT TO BE AUTOMATED!
 Extended picket bottom treatment does not meet ASTM standard F2200 for automated gates.


Notes: Genesis panels are packaged with BLACK picket plugs for black & bronze.

Effective: 01/01/18


MONTAGE PLUS® | 3-RAIL SINGLE SWING ARCHED GATES

4" AIR GAP | FLUSH BOTTOM | GATE HARDWARE SOLD SEPARATELY


| | OPENING | LEAF WIDTH | ITEM NUMBER | PICKET QTY | WEIGHT | STOCKING |
|----------------|---------|------------|---------------|------------|--------|----------|
| 3' HEIGHT | 3.5' | 40" | 1W☒Ⓞ334F-42A | 7 | 32 lbs | ☉ |
| | 4' | 49.5" | 1W☒Ⓞ334F-48A | 9 | 39 lbs | ☉ |
| | 5' | 58.75" | 1W☒Ⓞ334F-60A | 11 | 44 lbs | ☉ |
| | 6' | 68" | 1W☒Ⓞ334F-72A | 13 | 51 lbs | ☉ |
| 3.5' HEIGHT | 3.5' | 40" | 1W☒Ⓞ340F-42A | 7 | 37 lbs | ☉ |
| | 4' | 49.5" | 1W☒Ⓞ340F-48A | 9 | 43 lbs | ☉ |
| | 5' | 58.75" | 1W☒Ⓞ340F-60A | 11 | 50 lbs | ☉ |
| | 6' | 68" | 1W☒Ⓞ340F-72A | 13 | 51 lbs | ☉ |
| 4' HEIGHT | 3.5' | 40" | 1W☒Ⓞ346F-42A | 7 | 44 lbs | ☉ |
| | 4' | 49.5" | 1W☒Ⓞ346F-48A | 9 | 48 lbs | ☉ |
| | 5' | 58.75" | 1W☒Ⓞ346F-60A | 11 | 58 lbs | ☉ |
| | 6' | 68" | 1W☒Ⓞ346F-72A | 13 | 68 lbs | ☉ |
| 4.5' HEIGHT | 3.5' | 40" | 1WMⓄ354F-42A* | 7 | 51 lbs | ☉ |
| | 4' | 49.5" | 1WMⓄ354F-48A* | 9 | 58 lbs | ☉ |
| | 5' | 58.75" | 1WMⓄ354F-60A* | 11 | 67 lbs | ☉ |
| | 6' | 68" | 1WMⓄ354F-72A* | 13 | 78 lbs | ☉ |
| 5' HEIGHT | 3.5' | 40" | 1W☒Ⓞ358F-42A | 7 | 53 lbs | ☉ |
| | 4' | 49.5" | 1W☒Ⓞ358F-48A | 9 | 57 lbs | ☉ |
| | 5' | 58.75" | 1W☒Ⓞ358F-60A | 11 | 69 lbs | ☉ |
| | 6' | 68" | 1W☒Ⓞ358F-72A | 13 | 80 lbs | ☉ |
| 6' HEIGHT | 3.5' | 40" | 1W☒Ⓞ370F-42A | 7 | 62 lbs | ☉ |
| | 4' | 49.5" | 1W☒Ⓞ370F-48A | 9 | 67 lbs | ☉ |
| | 5' | 58.75" | 1W☒Ⓞ370F-60A | 11 | 80 lbs | ☉ |
| | 6' | 68" | 1W☒Ⓞ370F-72A | 13 | 94 lbs | ☉ |



CLASSIC™



MAJESTIC™



GENESIS™

☒ = FENCE STYLES AVAILABLE | C = Classic M = Majestic G = Genesis

Ⓞ = COLOR OPTIONS AVAILABLE | B = Black N = Bronze

☉ = NON-STOCKED PRODUCT

For details, see Ameristar's Sales Policy in the catalog guide.

* 4.5' flush bottom gates available in Majestic only



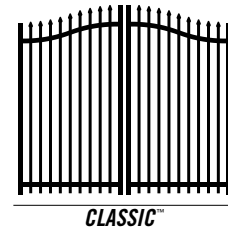
Notes: Genesis panels are packaged with BLACK picket plugs for black & bronze.

Effective: 01/01/18

MONTAGE PLUS® | 2-RAIL DOUBLE SWING ARCHED GATES

4" AIR GAP | STANDARD BOTTOM | GATE HARDWARE SOLD SEPARATELY

| | OPENING | LEAF WIDTH | ITEM NUMBER | PICKET QTY | WEIGHT | STOCKING |
|----------------|---------|------------|---------------|------------|---------|----------|
| 3' HEIGHT | 7' | 40" | 1W☒⊗234-84HD | 14 | 58 lbs | ☉ |
| | 8' | 49.5" | 1W☒⊗234-96HD | 18 | 68 lbs | ☉ |
| | 10' | 58.75" | 1W☒⊗234-120HD | 22 | 76 lbs | ☉ |
| | 12' | 68" | 1W☒⊗234-144HD | 26 | 86 lbs | ☉ |
| | 14' | 86.75" | 1W☒⊗234-168HD | 34 | 102 lbs | ☉ |
| 3.5' HEIGHT | 7' | 40" | 1W☒⊗240-84HD | 14 | 64 lbs | ☉ |
| | 8' | 49.5" | 1W☒⊗240-96HD | 18 | 76 lbs | ☉ |
| | 10' | 58.75" | 1W☒⊗240-120HD | 22 | 86 lbs | ☉ |
| | 12' | 68" | 1W☒⊗240-144HD | 26 | 96 lbs | ☉ |
| | 14' | 86.75" | 1W☒⊗240-168HD | 34 | 112 lbs | ☉ |
| 4' HEIGHT | 7' | 40" | 1W☒⊗246-84HD | 14 | 78 lbs | ☉ |
| | 8' | 49.5" | 1W☒⊗246-96HD | 18 | 84 lbs | ☉ |
| | 10' | 58.75" | 1W☒⊗246-120HD | 22 | 102 lbs | ☉ |
| | 12' | 68" | 1W☒⊗246-144HD | 26 | 118 lbs | ☉ |
| | 14' | 86.75" | 1W☒⊗246-168HD | 34 | 130 lbs | ☉ |
| 5' HEIGHT | 7' | 40" | 1W☒⊗258-84HD | 14 | 98 lbs | ☉ |
| | 8' | 49.5" | 1W☒⊗258-96HD | 18 | 104 lbs | ☉ |
| | 10' | 58.75" | 1W☒⊗258-120HD | 22 | 122 lbs | ☉ |
| | 12' | 68" | 1W☒⊗258-144HD | 26 | 142 lbs | ☉ |
| | 14' | 86.75" | 1W☒⊗258-168HD | 34 | 154 lbs | ☉ |
| 6' HEIGHT | 7' | 40" | 1W☒⊗270-84HD | 14 | 114 lbs | ☉ |
| | 8' | 49.5" | 1W☒⊗270-96HD | 18 | 122 lbs | ☉ |
| | 10' | 58.75" | 1W☒⊗270-120HD | 22 | 142 lbs | ☉ |
| | 12' | 68" | 1W☒⊗270-144HD | 26 | 164 lbs | ☉ |
| | 14' | 86.75" | 1W☒⊗270-168HD | 34 | 180 lbs | ☉ |



☒ = FENCE STYLES AVAILABLE | C = Classic M = Majestic G = Genesis

⊗ = COLOR OPTIONS AVAILABLE | B = Black N = Bronze

☉ = NON-STOCKED PRODUCT

For details, see Ameristar's Sales Policy in the catalog guide.

WARNING: Steel arched gates with EXTENDED PICKET BOTTOM exposure are NOT TO BE AUTOMATED! Extended picket bottom treatment does not meet ASTM standard F2200 for automated gates.


Notes: Genesis panels are packaged with BLACK picket plugs for black & bronze. Two gate leafs included for all double gates. Gate heights are nominal & gate widths are actual. For details about gate hardware that **MUST BE ORDERED SEPARATELY** for these gates, see the Montage Plus Arched Gate introduction at the beginning of this section.

Effective: 01/01/18


MONTAGE PLUS® | 2-RAIL DOUBLE SWING ARCHED GATES

4" AIR GAP | FLUSH BOTTOM | GATE HARDWARE SOLD SEPARATELY


| | OPENING | LEAF WIDTH | ITEM NUMBER | PICKET QTY | WEIGHT | STOCKING |
|----------------|---------|------------|----------------|------------|---------|----------|
| 3' HEIGHT | 7' | 40" | 1W☒Ⓞ234F-84HD | 14 | 58 lbs | ☉ |
| | 8' | 49.5" | 1W☒Ⓞ234F-96HD | 18 | 68 lbs | ☉ |
| | 10' | 58.75" | 1W☒Ⓞ234F-120HD | 22 | 76 lbs | ☉ |
| | 12' | 68" | 1W☒Ⓞ234F-144HD | 26 | 86 lbs | ☉ |
| | 14' | 86.75" | 1W☒Ⓞ234F-168HD | 34 | 102 lbs | ☉ |
| 3.5' HEIGHT | 7' | 40" | 1W☒Ⓞ240F-84HD | 14 | 64 lbs | ☉ |
| | 8' | 49.5" | 1W☒Ⓞ240F-96HD | 18 | 76 lbs | ☉ |
| | 10' | 58.75" | 1W☒Ⓞ240F-120HD | 22 | 86 lbs | ☉ |
| | 12' | 68" | 1W☒Ⓞ240F-144HD | 26 | 96 lbs | ☉ |
| | 14' | 86.75" | 1W☒Ⓞ240F-168HD | 34 | 112 lbs | ☉ |
| 4' HEIGHT | 7' | 40" | 1W☒Ⓞ246F-84HD | 14 | 78 lbs | ☉ |
| | 8' | 49.5" | 1W☒Ⓞ246F-96HD | 18 | 84 lbs | ☉ |
| | 10' | 58.75" | 1W☒Ⓞ246F-120HD | 22 | 102 lbs | ☉ |
| | 12' | 68" | 1W☒Ⓞ246F-144HD | 26 | 118 lbs | ☉ |
| | 14' | 86.75" | 1W☒Ⓞ246F-168HD | 34 | 130 lbs | ☉ |
| 5' HEIGHT | 7' | 40" | 1W☒Ⓞ258F-84HD | 14 | 98 lbs | ☉ |
| | 8' | 49.5" | 1W☒Ⓞ258F-96HD | 18 | 104 lbs | ☉ |
| | 10' | 58.75" | 1W☒Ⓞ258F-120HD | 22 | 122 lbs | ☉ |
| | 12' | 68" | 1W☒Ⓞ258F-144HD | 26 | 142 lbs | ☉ |
| | 14' | 86.75" | 1W☒Ⓞ258F-168HD | 34 | 154 lbs | ☉ |
| 6' HEIGHT | 7' | 40" | 1W☒Ⓞ270F-84HD | 14 | 114 lbs | ☉ |
| | 8' | 49.5" | 1W☒Ⓞ270F-96HD | 18 | 122 lbs | ☉ |
| | 10' | 58.75" | 1W☒Ⓞ270F-120HD | 22 | 142 lbs | ☉ |
| | 12' | 68" | 1W☒Ⓞ270F-144HD | 26 | 164 lbs | ☉ |
| | 14' | 86.75" | 1W☒Ⓞ270F-168HD | 34 | 180 lbs | ☉ |



CLASSIC™



MAJESTIC™



GENESIS™

☒ = FENCE STYLES AVAILABLE | C = Classic M = Majestic G = Genesis

Ⓞ = COLOR OPTIONS AVAILABLE | B = Black N = Bronze

☉ = NON-STOCKED PRODUCT

For details, see Ameristar's Sales Policy in the catalog guide.

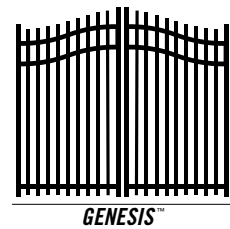
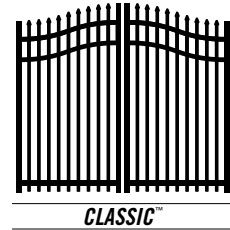
Notes: Genesis panels are packaged with BLACK picket plugs for black & bronze. Two gate leafs included for all double gates. Gate heights are nominal & gate widths are actual. For details about gate hardware that **MUST BE ORDERED SEPARATELY** for these gates, see the Montage Plus Arched Gate introduction at the beginning of this section.

Effective: 01/01/18

MONTAGE PLUS® | 3-RAIL DOUBLE SWING ARCHED GATES

4" AIR GAP | STANDARD BOTTOM | GATE HARDWARE SOLD SEPARATELY

| | OPENING | LEAF WIDTH | ITEM NUMBER | PICKET QTY | WEIGHT | STOCKING |
|----------------|---------|------------|---------------|------------|---------|----------|
| 3' HEIGHT | 7' | 40" | 1W☒⊗334-84HD | 14 | 64 lbs | ☉ |
| | 8' | 49.5" | 1W☒⊗334-96HD | 18 | 76 lbs | ☉ |
| | 10' | 58.75" | 1W☒⊗334-120HD | 22 | 86 lbs | ☉ |
| | 12' | 68" | 1W☒⊗334-144HD | 26 | 98 lbs | ☉ |
| | 14' | 86.75" | 1W☒⊗334-168HD | 34 | 118 lbs | ☉ |
| 3.5' HEIGHT | 7' | 40" | 1W☒⊗340-84HD | 14 | 72 lbs | ☉ |
| | 8' | 49.5" | 1W☒⊗340-96HD | 18 | 84 lbs | ☉ |
| | 10' | 58.75" | 1W☒⊗340-120HD | 22 | 96 lbs | ☉ |
| | 12' | 68" | 1W☒⊗340-144HD | 26 | 108 lbs | ☉ |
| | 14' | 86.75" | 1W☒⊗340-168HD | 34 | 128 lbs | ☉ |
| 4' HEIGHT | 7' | 40" | 1W☒⊗346-84HD | 14 | 86 lbs | ☉ |
| | 8' | 49.5" | 1W☒⊗346-96HD | 18 | 92 lbs | ☉ |
| | 10' | 58.75" | 1W☒⊗346-120HD | 22 | 112 lbs | ☉ |
| | 12' | 68" | 1W☒⊗346-144HD | 26 | 130 lbs | ☉ |
| | 14' | 86.75" | 1W☒⊗346-168HD | 34 | 144 lbs | ☉ |
| 5' HEIGHT | 7' | 40" | 1W☒⊗358-84HD | 14 | 104 lbs | ☉ |
| | 8' | 49.5" | 1W☒⊗358-96HD | 18 | 112 lbs | ☉ |
| | 10' | 58.75" | 1W☒⊗358-120HD | 22 | 132 lbs | ☉ |
| | 12' | 68" | 1W☒⊗358-144HD | 26 | 152 lbs | ☉ |
| | 14' | 86.75" | 1W☒⊗358-168HD | 34 | 168 lbs | ☉ |
| 6' HEIGHT | 7' | 40" | 1W☒⊗370-84HD | 14 | 120 lbs | ☉ |
| | 8' | 49.5" | 1W☒⊗370-96HD | 18 | 130 lbs | ☉ |
| | 10' | 58.75" | 1W☒⊗370-120HD | 22 | 152 lbs | ☉ |
| | 12' | 68" | 1W☒⊗370-144HD | 26 | 178 lbs | ☉ |
| | 14' | 86.75" | 1W☒⊗370-168HD | 34 | 194 lbs | ☉ |



☒ = FENCE STYLES AVAILABLE | C = Classic M = Majestic G = Genesis

⊗ = COLOR OPTIONS AVAILABLE | B = Black N = Bronze

☉ = NON-STOCKED PRODUCT

For details, see Ameristar's Sales Policy in the catalog guide.

WARNING: Steel arched gates with EXTENDED PICKET BOTTOM exposure are NOT TO BE AUTOMATED! Extended picket bottom treatment does not meet ASTM standard F2200 for automated gates.

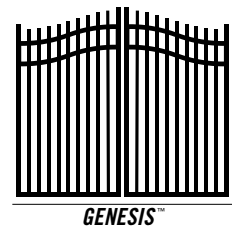
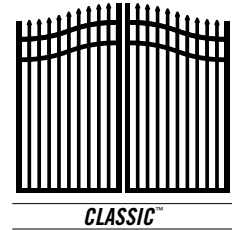
Notes: Genesis panels are packaged with BLACK picket plugs for black & bronze. Two gate leaves included for all double gates. Gate heights are nominal & gate widths are actual. For details about gate hardware that **MUST BE ORDERED SEPARATELY** for these gates, see the Montage Plus Arched Gate introduction at the beginning of this section.

Effective: 01/01/18

MONTAGE PLUS® | 3-RAIL DOUBLE SWING ARCHED GATES

4" AIR GAP | FLUSH BOTTOM | GATE HARDWARE SOLD SEPARATELY

| | OPENING | LEAF WIDTH | ITEM NUMBER | PICKET QTY | WEIGHT | STOCKING |
|----------------|---------|------------|------------------|------------|---------|----------|
| 3' HEIGHT | 7' | 40" | 1W☒☒334F-84HD | 14 | 64 lbs | ☉ |
| | 8' | 49.5" | 1W☒☒334F-96HD | 18 | 76 lbs | ☉ |
| | 10' | 58.75" | 1W☒☒334F-120HD | 22 | 86 lbs | ☉ |
| | 12' | 68" | 1W☒☒334F-144HD | 26 | 98 lbs | ☉ |
| | 14' | 86.75" | 1W☒☒334F-168HD | 34 | 118 lbs | ☉ |
| 3.5' HEIGHT | 7' | 40" | 1W☒☒340F-84HD | 14 | 72 lbs | ☉ |
| | 8' | 49.5" | 1W☒☒340F-96HD | 18 | 84 lbs | ☉ |
| | 10' | 58.75" | 1W☒☒340F-120HD | 22 | 96 lbs | ☉ |
| | 12' | 68" | 1W☒☒340F-144HD | 26 | 108 lbs | ☉ |
| | 14' | 86.75" | 1W☒☒340F-168HD | 34 | 128 lbs | ☉ |
| 4' HEIGHT | 7' | 40" | 1W☒☒346F-84HD | 14 | 86 lbs | ☉ |
| | 8' | 49.5" | 1W☒☒346F-96HD | 18 | 92 lbs | ☉ |
| | 10' | 58.75" | 1W☒☒346F-120HD | 22 | 112 lbs | ☉ |
| | 12' | 68" | 1W☒☒346F-144HD | 26 | 130 lbs | ☉ |
| | 14' | 86.75" | 1W☒☒346F-168HD | 34 | 144 lbs | ☉ |
| 4.5' HEIGHT | 7' | 40" | 1WM☒☒354F-84HD* | 14 | 98 lbs | ☉ |
| | 8' | 49.5" | 1WM☒☒354F-96HD* | 18 | 106 lbs | ☉ |
| | 10' | 58.75" | 1WM☒☒354F-120HD* | 22 | 130 lbs | ☉ |
| | 12' | 68" | 1WM☒☒354F-144HD* | 26 | 150 lbs | ☉ |
| | 14' | 86.75" | 1WM☒☒354F-168HD* | 34 | 164 lbs | ☉ |
| 5' HEIGHT | 7' | 40" | 1W☒☒358F-84HD | 14 | 104 lbs | ☉ |
| | 8' | 49.5" | 1W☒☒358F-96HD | 18 | 112 lbs | ☉ |
| | 10' | 58.75" | 1W☒☒358F-120HD | 22 | 132 lbs | ☉ |
| | 12' | 68" | 1W☒☒358F-144HD | 26 | 152 lbs | ☉ |
| | 14' | 86.75" | 1W☒☒358F-168HD | 34 | 168 lbs | ☉ |
| 6' HEIGHT | 7' | 40" | 1W☒☒370F-84HD | 14 | 120 lbs | ☉ |
| | 8' | 49.5" | 1W☒☒370F-96HD | 18 | 130 lbs | ☉ |
| | 10' | 58.75" | 1W☒☒370F-120HD | 22 | 152 lbs | ☉ |
| | 12' | 68" | 1W☒☒370F-144HD | 26 | 178 lbs | ☉ |
| | 14' | 86.75" | 1W☒☒370F-168HD | 34 | 194 lbs | ☉ |



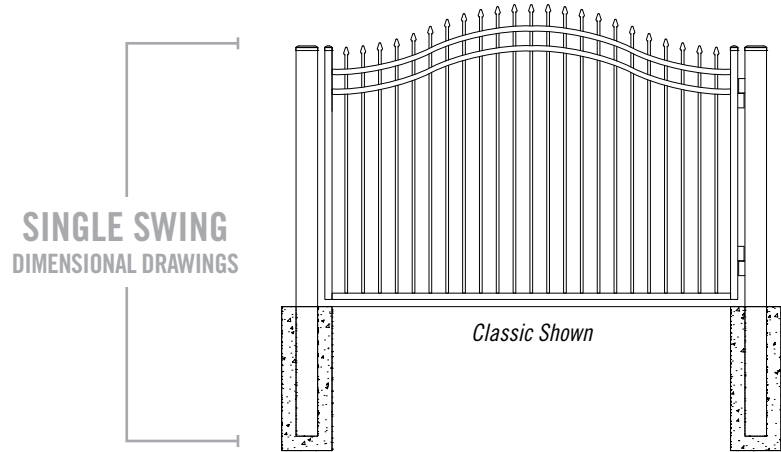
* 4.5' flush bottom gates available in Majestic only

Notes: Genesis panels are packaged with BLACK picket plugs for black & bronze. Two gate leaves included for all double gates. Gate heights are nominal & gate widths are actual. For details about gate hardware that **MUST BE ORDERED SEPARATELY** for these gates, see the Montage Plus Arched Gate introduction at the beginning of this section.

Effective: 01/01/18

MONTAGE PLUS® | SINGLE SWING STEEL ESTATE GATE SPECIFICATIONS

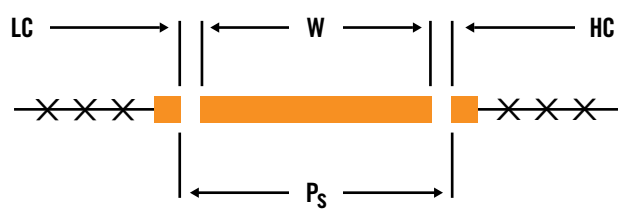
2"sq x 12ga STEEL GATE ENDS | 1.4375"w x 1.5"h x 14ga RAILS | .75"sq x 14ga PICKETS | 8' - 12' NOMINAL OPENINGS



SINGLE SWING ESTATE
 HARDWARE KITS &
 POST INTERSPACES

| OPENING | LEAF WIDTH* | SGBSX25 / SGBSX3 FORK LATCH / BOX HINGE KITS | | | CGBS-25 CGBS-3 / CGBS-4 COMMERCIAL HINGE WITH STRONG ARM | | | HGBS-25 HGBS-3 / HGBS-4 HEAVY COMMERCIAL HINGE KITS | | |
|---------|-------------|--|----|----------------|---|----|----------------|--|----|----------------|
| | | HC | LC | P _S | HC | LC | P _S | HC | LC | P _S |
| 8' | 95.5" | 2" | 2" | 99.5" | 1" | 3" | 99.5" | 1.25" | 3" | 99.75" |
| 10' | 114.75" | 2" | 2" | 118.75" | 1" | 3" | 118.75" | 1.25" | 3" | 119" |
| 12' | 143" | 2" | 2" | 147" | 1" | 3" | 147" | 1.25" | 3" | 147.25" |

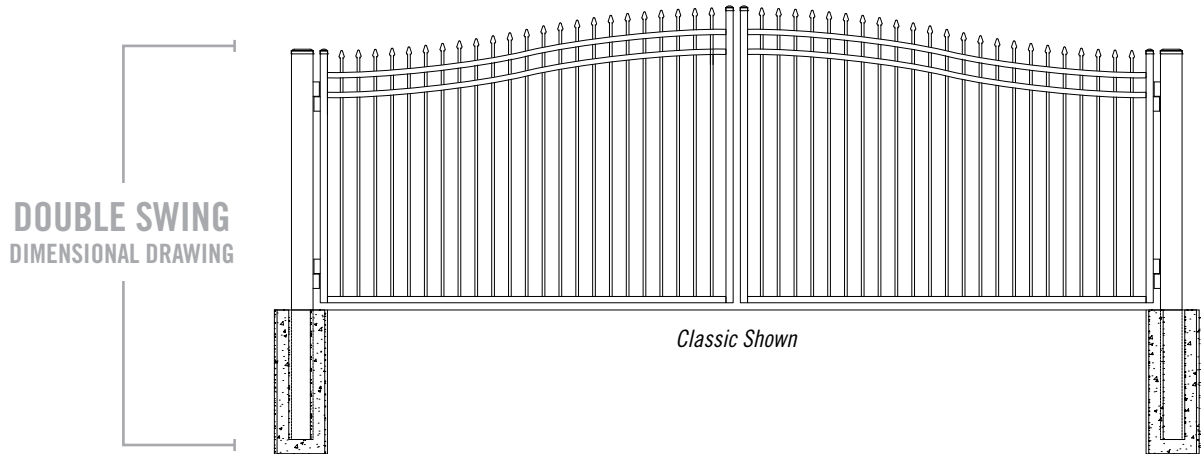
W = width* | HC = hinge clearance | LC = latch clearance | P_S = gate post spacing**
 * From outside to outside | ** From inside to inside



Effective: 01/01/18

MONTAGE PLUS® | DOUBLE SWING STEEL ESTATE GATE SPECIFICATIONS

2"sq x 12ga STEEL GATE ENDS | 1.4375"w x 1.5"h x 14ga RAILS | .75"sq x 14ga PICKETS | 16' - 24' NOMINAL OPENINGS

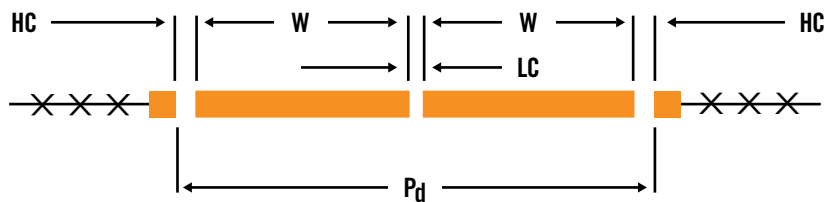


DOUBLE SWING
 ESTATE
 HARDWARE KITS &
 POST INTERSPACES

SGBDX FORK LATCH / BOX HINGE KITS | CGBD COMMERCIAL HINGE WITH STRONG ARM | HGBD HEAVY COMMERCIAL HINGE KITS

| OPENING | LEAF WIDTH* | HC | LC | P _d | HC | LC | P _d | HC | LC | P _d |
|---------|-------------|----|----|----------------|----|----|----------------|-------|----|----------------|
| 16' | 95.5" | 2" | 2" | 197" | 1" | 2" | 195" | 1.25" | 2" | 195.5" |
| 18' | 105.5" | 2" | 2" | 217" | 1" | 2" | 215" | 1.25" | 2" | 215.5" |
| 20' | 114.75" | 2" | 2" | 235.5" | 1" | 2" | 233.5" | 1.25" | 2" | 234" |
| 22' | 133.5" | 2" | 2" | 273" | 1" | 2" | 271" | 1.25" | 2" | 271.5" |
| 24' | 143" | 2" | 2" | 292" | 1" | 2" | 290" | 1.25" | 2" | 290.5" |

W = width (x2)* | HC = hinge clearance (x2) | LC = latch clearance | P_d = gate post spacing**
 * From outside to outside | ** From inside to inside



Effective: 01/01/18

MONTAGE PLUS® | 3-RAIL SINGLE SWING ESTATE ENTRY GATES

4" AIR GAP | FLUSH BOTTOM | GATE HARDWARE SOLD SEPARATELY


| | OPENING | LEAF WIDTH | ITEM NUMBER | PICKET QTY | WEIGHT | STOCKING |
|----------------|---------|------------|-----------------|------------|---------|----------|
| 4' HEIGHT | 8' | 95.5" | 1W☒ⓧ346F-96A | 19 | 66 lbs | ☉ |
| | 10' | 114.75" | 1W☒ⓧ346F-120A | 23 | 75 lbs | ☉ |
| | 12' | 143" | 1W☒ⓧ346F-144A | 29 | 87 lbs | ☉ |
| 4.5' HEIGHT | 8' | 95.5" | 1WM☒ⓧ354F-96A* | 19 | 70 lbs | ☉ |
| | 10' | 114.75" | 1WM☒ⓧ354F-120A* | 23 | 80 lbs | ☉ |
| | 12' | 143" | 1WM☒ⓧ354F-144A* | 29 | 92 lbs | ☉ |
| 5' HEIGHT | 8' | 95.5" | 1W☒ⓧ358F-96A | 19 | 75 lbs | ☉ |
| | 10' | 114.75" | 1W☒ⓧ358F-120A | 23 | 85 lbs | ☉ |
| | 12' | 143" | 1W☒ⓧ358F-144A | 29 | 97 lbs | ☉ |
| 6' HEIGHT | 8' | 95.5" | 1W☒ⓧ370F-96A | 19 | 84 lbs | ☉ |
| | 10' | 114.75" | 1W☒ⓧ370F-120A | 23 | 95 lbs | ☉ |
| | 12' | 143" | 1W☒ⓧ370F-144A | 29 | 108 lbs | ☉ |

☒ = FENCE STYLES AVAILABLE | C = Classic M = Majestic G = Genesis


ⓧ = COLOR OPTIONS AVAILABLE | B = Black N = Bronze

☉ = NON-STOCKED PRODUCT


For details, see Ameristar's Sales Policy in the catalog guide.



CLASSIC™



MAJESTIC™



GENESIS™

* 4.5' flush bottom gates available in Majestic only

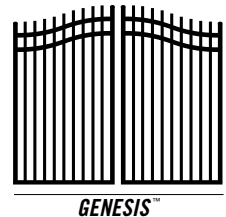

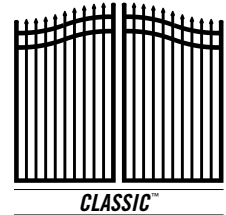
Notes: The above Steel Estate Entry Gates match Montage Plus 3 Rail Flush Bottom fence panels. Genesis panels are packaged with BLACK picket plugs for black & bronze. These steel estate entry gates are designed in COMPLIANCE WITH INDUSTRY STANDARDS FOR AUTOMATIC GATES AS OUTLINE BY UL325 & ASTM F2200

Effective: 01/01/18

MONTAGE PLUS® | 3-RAIL DOUBLE SWING ESTATE ENTRY GATES

4" AIR GAP | FLUSH BOTTOM | GATE HARDWARE SOLD SEPARATELY

| | OPENING | LEAF WIDTH | ITEM NUMBER | PICKET QTY | WEIGHT | STOCKING |
|----------------|---------|------------|-----------------|------------|---------|----------|
| 4' HEIGHT | 16' | 95.5" | 1W☒Ⓞ346F-192HD | 38 | 168 lbs | ☉ |
| | 18' | 105.5" | 1W☒Ⓞ346F-216HD | 42 | 176 lbs | ☉ |
| | 20' | 114.75" | 1W☒Ⓞ346F-240HD | 46 | 184 lbs | ☉ |
| | 22' | 133.5" | 1W☒Ⓞ346F-264HD | 54 | 192 lbs | ☉ |
| | 24' | 143" | 1W☒Ⓞ346F-288HD | 58 | 208 lbs | ☉ |
| 4.5' HEIGHT | 16' | 95.5" | 1WMⓄ354F-192HD* | 38 | 194 lbs | ☉ |
| | 18' | 105.5" | 1WMⓄ354F-216HD* | 42 | 202 lbs | ☉ |
| | 20' | 114.75" | 1WMⓄ354F-240HD* | 46 | 210 lbs | ☉ |
| | 22' | 133.5" | 1WMⓄ354F-264HD* | 54 | 218 lbs | ☉ |
| | 24' | 143" | 1WMⓄ354F-288HD* | 58 | 224 lbs | ☉ |
| 5' HEIGHT | 16' | 95.5" | 1W☒Ⓞ358F-192HD | 38 | 198 lbs | ☉ |
| | 18' | 105.5" | 1W☒Ⓞ358F-216HD | 42 | 206 lbs | ☉ |
| | 20' | 114.75" | 1W☒Ⓞ358F-240HD | 46 | 214 lbs | ☉ |
| | 22' | 133.5" | 1W☒Ⓞ358F-264HD | 54 | 222 lbs | ☉ |
| | 24' | 143" | 1W☒Ⓞ358F-288HD | 58 | 228 lbs | ☉ |
| 6' HEIGHT | 16' | 95.5" | 1W☒Ⓞ370F-192HD | 38 | 226 lbs | ☉ |
| | 18' | 105.5" | 1W☒Ⓞ370F-216HD | 42 | 230 lbs | ☉ |
| | 20' | 114.75" | 1W☒Ⓞ370F-240HD | 46 | 238 lbs | ☉ |
| | 22' | 133.5" | 1W☒Ⓞ370F-264HD | 54 | 246 lbs | ☉ |
| | 24' | 143" | 1W☒Ⓞ370F-288HD | 58 | 252 lbs | ☉ |



☒ = FENCE STYLES AVAILABLE | C = Classic M = Majestic G = Genesis

Ⓞ = COLOR OPTIONS AVAILABLE | B = Black N = Bronze

☉ = NON-STOCKED PRODUCT

For details, see Ameristar's Sales Policy in the catalog guide.

* 4.5' flush bottom gates available in Majestic only

Notes: The above Steel Estate Entry Gates match Montage Plus 3 Rail Flush Bottom fence panels. Genesis panels are packaged with BLACK picket plugs for black & bronze. These steel estate entry gates are designed in COMPLIANCE WITH INDUSTRY STANDARDS FOR AUTOMATIC GATES AS OUTLINE BY UL325 & ASTM F2200.

Two gate leaves included for all double gates. Gate heights are nominal & gate widths are actual.

Effective: 01/01/18

MONTAGE PLUS® | 4-RAIL SINGLE SWING ESTATE ENTRY GATES

4" AIR GAP | FLUSH BOTTOM | GATE HARDWARE SOLD SEPARATELY


| | OPENING | LEAF WIDTH | ITEM NUMBER | PICKET QTY | WEIGHT | STOCKING |
|----------------|---------|------------|----------------|------------|---------|----------|
| 4' HEIGHT | 8' | 95.5" | 1W☒ⓧ446F-96A | 19 | 74 lbs | ☉ |
| | 10' | 114.75" | 1W☒ⓧ446F-120A | 23 | 86 lbs | ☉ |
| | 12' | 143" | 1W☒ⓧ446F-144A | 29 | 100 lbs | ☉ |
| 4.5' HEIGHT | 8' | 95.5" | 1WMⓂ454F-96A* | 19 | 79 lbs | ☉ |
| | 10' | 114.75" | 1WMⓂ454F-120A* | 23 | 91 lbs | ☉ |
| | 12' | 143" | 1WMⓂ454F-144A* | 29 | 105 lbs | ☉ |
| 5' HEIGHT | 8' | 95.5" | 1W☒ⓧ458F-96A | 19 | 83 lbs | ☉ |
| | 10' | 114.75" | 1W☒ⓧ458F-120A | 23 | 96 lbs | ☉ |
| | 12' | 143" | 1W☒ⓧ458F-144A | 29 | 110 lbs | ☉ |
| 6' HEIGHT | 8' | 95.5" | 1W☒ⓧ470F-96A | 19 | 92 lbs | ☉ |
| | 10' | 114.75" | 1W☒ⓧ470F-120A | 23 | 106 lbs | ☉ |
| | 12' | 143" | 1W☒ⓧ470F-144A | 29 | 121 lbs | ☉ |

☒ = FENCE STYLES AVAILABLE | C = Classic M = Majestic G = Genesis


ⓧ = COLOR OPTIONS AVAILABLE | B = Black N = Bronze

☉ = NON-STOCKED PRODUCT


For details, see Ameristar's Sales Policy in the catalog guide.



CLASSIC™



MAJESTIC™



GENESIS™

* 4.5' flush bottom gates available in Majestic only

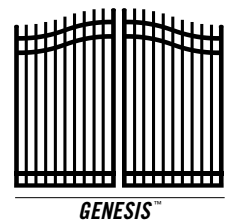

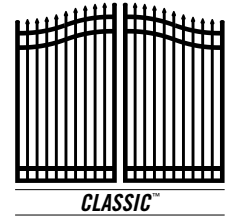
Notes: Genesis panels are packaged with BLACK picket plugs for black & bronze. These steel estate entry gates are designed in COMPLIANCE WITH INDUSTRY STANDARDS FOR AUTOMATIC GATES AS OUTLINE BY UL325 & ASTM F2200. Third rail from the top on the above Steel Estate Entry Gates matches Montage Plus 3-Rail extended picket fence panels.

Effective: 01/01/18

MONTAGE PLUS® | 4-RAIL DOUBLE SWING ESTATE ENTRY GATES

4" AIR GAP | FLUSH BOTTOM | GATE HARDWARE SOLD SEPARATELY

| | OPENING | LEAF WIDTH | ITEM NUMBER | PICKET QTY | WEIGHT | STOCKING |
|----------------|---------|------------|-----------------|------------|---------|----------|
| 4' HEIGHT | 16' | 95.5" | 1W☒⊗446F-192HD | 38 | 140 lbs | ☉ |
| | 18' | 105.5" | 1W☒⊗446F-216HD | 42 | 150 lbs | ☉ |
| | 20' | 114.75" | 1W☒⊗446F-240HD | 46 | 160 lbs | ☉ |
| | 22' | 133.5" | 1W☒⊗446F-264HD | 54 | 172 lbs | ☉ |
| | 24' | 143" | 1W☒⊗446F-288HD | 58 | 183 lbs | ☉ |
| 4.5' HEIGHT | 16' | 95.5" | 1WM⊗454F-192HD* | 38 | 147 lbs | ☉ |
| | 18' | 105.5" | 1WM⊗454F-216HD* | 42 | 158 lbs | ☉ |
| | 20' | 114.75" | 1WM⊗454F-240HD* | 46 | 168 lbs | ☉ |
| | 22' | 133.5" | 1WM⊗454F-264HD* | 54 | 180 lbs | ☉ |
| | 24' | 143" | 1WM⊗454F-288HD* | 58 | 191 lbs | ☉ |
| 5' HEIGHT | 16' | 95.5" | 1W☒⊗458F-192HD | 38 | 155 lbs | ☉ |
| | 18' | 105.5" | 1W☒⊗458F-216HD | 42 | 165 lbs | ☉ |
| | 20' | 114.75" | 1W☒⊗458F-240HD | 46 | 176 lbs | ☉ |
| | 22' | 133.5" | 1W☒⊗458F-264HD | 54 | 189 lbs | ☉ |
| | 24' | 143" | 1W☒⊗458F-288HD | 58 | 199 lbs | ☉ |
| 6' HEIGHT | 16' | 95.5" | 1W☒⊗470F-192HD | 38 | 170 lbs | ☉ |
| | 18' | 105.5" | 1W☒⊗470F-216HD | 42 | 181 lbs | ☉ |
| | 20' | 114.75" | 1W☒⊗470F-240HD | 46 | 192 lbs | ☉ |
| | 22' | 133.5" | 1W☒⊗470F-264HD | 54 | 205 lbs | ☉ |
| | 24' | 143" | 1W☒⊗470F-288HD | 58 | 216 lbs | ☉ |



☒ = FENCE STYLES AVAILABLE | **C** = Classic **M** = Majestic **G** = Genesis

⊗ = COLOR OPTIONS AVAILABLE | **B** = Black **N** = Bronze

☉ = NON-STOCKED PRODUCT

For details, see Ameristar's Sales Policy in the catalog guide.

* 4.5' flush bottom gates available in Majestic only

Notes: Genesis panels are packaged with BLACK picket plugs for black & bronze. These steel estate entry gates are designed in COMPLIANCE WITH INDUSTRY STANDARDS FOR AUTOMATIC GATES AS OUTLINE BY UL325 & ASTM F2200. Third rail from the top on the above Steel Estate Entry Gates matches Montage Plus. 3-Rail extended picket fence panels. Two gate leaves included for all double gates. Gate heights are nominal & gate widths are actual.

Effective: 01/01/18

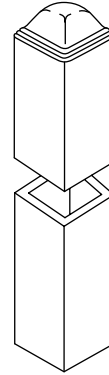
MONTAGE PLUS® | GATE ENDS

1.75" x 14ga | GATES FABRICATED BY WELDING GATE ENDS TO PANEL REMNANTS ARE EXCLUDED FROM THE WARRANTY

| SIZE | ITEM NUMBER | BOX QTY | WEIGHT |
|-------------|-------------|---------|----------|
| 1.75" x 34" | 1H⊗234 | 8 | 2.90 lbs |
| 1.75" x 40" | 1H⊗240 | 8 | 3.45 lbs |
| 1.75" x 46" | 1H⊗246 | 8 | 3.83 lbs |
| 1.75" x 58" | 1H⊗258 | 8 | 4.00 lbs |
| 1.75" x 70" | 1H⊗270 | 8 | 4.95 lbs |
| 1.75" x 71" | 1H⊗271 | 8 | 5.00 lbs |

⊗ = COLOR OPTIONS AVAILABLE | **B** = Black **N** = Bronze

Notes: 1.75" sq. pressed steel post caps are included in box for each gate end



Effective: 01/01/18

Effective: 01/01/18

Effective: 01/01/18