

MONTAGE COMMERCIAL[®]

STEEL ESTATE[®] ENTRY GATES




Ameristar's new steel estate entry gates are designed with a timeless elegance and are built to last with welded construction at every intersection. In addition to the beauty of these new gates, their durability is unparalleled and Ameristar estate gates provide a seamless transition from ornamental fence to decorative gate.




MONTAGE COMMERCIAL[®]

STEEL ESTATE[®] ENTRY GATES


Artwork shown reflects double swing gate design.
Single swing gates are also available.



CLASSIC™



MAJESTIC™



GENESIS™

- **3-Rail or 4-Rail**
- **7' Gate Height**
- **Single Swing Openings in 8', 10' & 12'**
- **Double Swing Openings in 16', 18', 20', 22' & 24'**
- **Flush Bottom Rail Design**

Required for automated gates to comply with ASTM F2200



BLACK



BRONZE



TRIAD



QUAD FLAIR

Superior Finish

Major corrosion problems start from the inside. That's why all products in the Montage family are coated inside and outside. Our galvanized steel framework is subjected to a multi-stage pre-treatment/wash (*with zinc phosphate*), followed by a duplex cathodic electrocoat system consisting of an epoxy primer, which significantly increases corrosion protection, and an acrylic topcoat, which provides the protection necessary to withstand adverse weathering effects.



Call 888-333-3422 to place your order today!

Part #E-COPY | Revised 10/2012