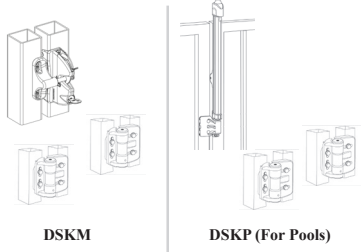
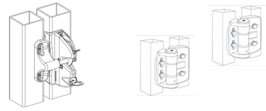
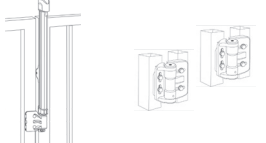
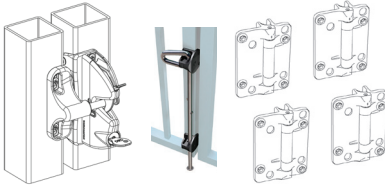
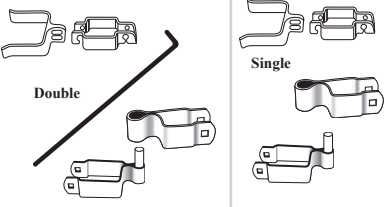
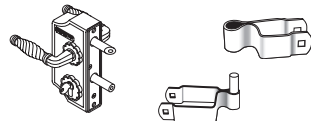


ORNAMENTAL GATE HARDWARE

Product Line	Upright Diameter/Gauge	Upright Type
Montage Montage Plus Montage II	1-1/4" SQ X 16 Ga. 1-3/4" SQ X 14 Ga. 2" SQ X 11 Ga.	Steel Steel Steel
Aegis Aegis Plus Aegis II	1-1/4" SQ X 16 Ga. 1-3/4" SQ X 14 Ga. 2" SQ X 11 Ga.	Steel Steel Steel
Echelon Echelon Plus Echelon II	1-1/4" SQ X .125" Wall 1-3/4" SQ X .125" Wall 2" SQ X .250" Wall	Aluminum Aluminum Aluminum
Impasse	2" SQ X 11 Ga.	Steel
Echelon Arched Walk Gates Estate Gates Echelon Plus & Aegis Plus Arched Walk Gates	1-1/4" SQ X .125" Wall 2" SQ X .250" Wall 2" SQ X .250" Wall	Aluminum Aluminum Aluminum

ORNAMENTAL GATE HARDWARE KITS

ITEM DESCRIPTION	SWING TYPE	PART NUMBER	PRICE	HC*	LC*	SIZE	BOX QTY	BOX WT	Use With Products
 <p>DSKM DSKP (For Pools)</p>	Single	DSKM		1-1/8"	3/4"	---	1	2	Montage, Montage Arched, Echelon, Echelon Arched Gates
	Single	DSKP		1-1/8"	3/4"	---	1	3	Montage, Montage Arched, Echelon, Echelon Arched Gates
<p>DSKM: 1 Pr. - #TCAMA1 1 Ea. - #LLAAB</p> <p>DSKP (For Pools): 1 Pr. - #TCAMA1 1 Ea. - #MLTPS2BGA</p> <p>Not for gate leaves weighing over 62 lbs. Available in Black only.</p>									
	Single	TCSGK		3/4"	3/4"	---	1	3	Montage, Montage Arched, Echelon, Echelon Arched Gates
	<p>Single Swing Bolt-On Hardware Gate Kit includes: 1 Pr. - #49859 1 Ea. - #LLDAB-KSA</p> <p>Not for gate leaves weighing over 132 lbs. Available in Black only.</p>								
	Single	TCPGK		3/4"	3/4"	---	1	3	Montage, Montage Arched, Echelon, Echelon Arched Gates
	<p>Single Swing Bolt-On Hardware Gate Kit includes: 1 Pr. - #49859 1 Ea. - #MLTPS2BGA</p> <p>Not for gate leaves weighing over 132 lbs. Available in Black only.</p>								
	Double	DDKM		3/4"	3/4"	---	1	5	Montage, Montage Arched, Echelon, Echelon Arched Gates
	<p>Double Swing Bolt-On Hardware Gate Kit includes: 2 Pr. - #8000-2081 1 Ea. - #LLAAB 1 Ea. - #QB124</p> <p>Not for gate leaves weighing over 62 lbs. Available in Black only.</p>								
 <p>Double Single</p>	Single	SGBS2		2"	2"	1-1/4" X 2"	1	4	Montage, Aegis, Echelon, Echelon Arched Gates
	Double	SGBD2		2"	2"	1-1/4" X 2"	1	13	
<p>Single Swing Bolt-On Hardware Gate Kit includes: 1 Pr. - #HB404 1 Pr. - #HB403 1 Ea. - #HB301 1 Ea. - #HB402</p> <p>Double Swing Bolt-On Hardware Gate Kit includes: 3 Pr. - #HB404 4 Ea. - #HB301 1 Ea. - #HB401 1 Ea. - #HB316</p> <p>Not for gate leaves weighing over 90 pounds.</p>									
	Single	SGBS2A		2"	5/8"	1-1/4" x 2"	1	2	Montage, Aegis, Echelon, Echelon Arched Gates
	<p>Ameristar Lock/Bolt-On Hinge Kit includes: 1 Pr. #HB404 1 Pr. #HB403 1 Ea. #HB504S</p> <p>Not for gate leaves weighing over 90 pounds.</p>								

Stock Numbers are for Black; for Bronze, change 3rd letter to N; for Desert Sand, change 3rd letter to S

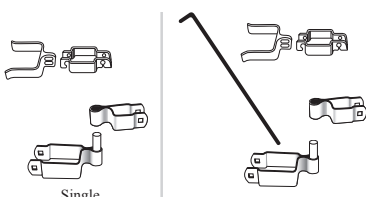
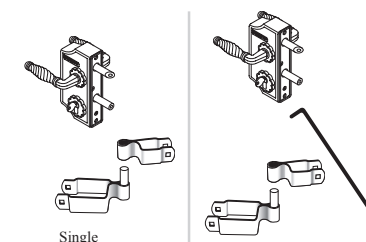
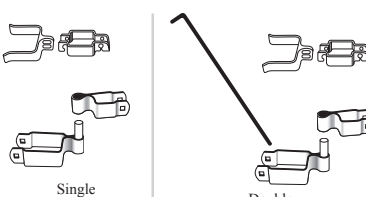
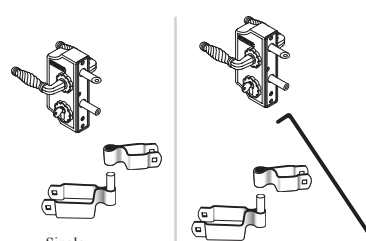
* HC = Hinge Clearance; LC = Latch Clearance

For Warranty on D&D products please visit www.ddtechglobal.com



**1-888-333-3422
FAX: 1-877-926-3747**

ORNAMENTAL GATE HARDWARE KITS

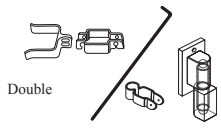
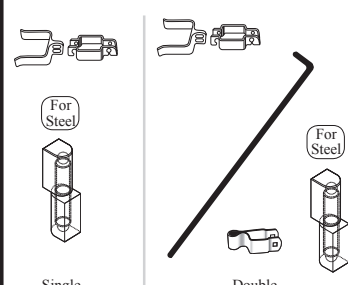
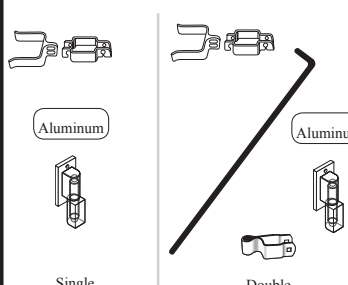
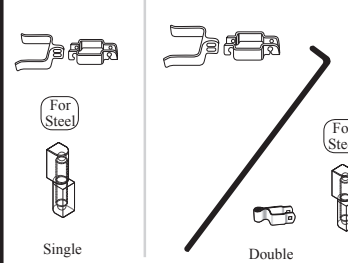
ITEM DESCRIPTION	SWING TYPE	PART NUMBER	PRICE	HC*	LC*	SIZE	BOX QTY	BOX WT	Use With Products																								
Bolt-On Hinge Kits for 1-3/4" Uprights W/Fork Latch 	Single	SGBS25		2"	2"	1-3/4" x 2-1/2"	1	5	Montage Plus, Echelon Plus, Aegis Plus																								
	Single	SGBS3		2"	2"	1-3/4" x 3"	1	6																									
	Double	AGBD		2"	2"	1-3/4" x 2-1/2"	1	15																									
	Single Kit: <table border="0" style="width: 100%;"> <tr> <td style="width: 33%;">2-1/2" Kit</td> <td style="width: 33%;">3" Kit</td> <td style="width: 33%;"></td> </tr> <tr> <td>• 1 Pr. Male Hinge</td> <td>• 1 Pr. Male Hinge</td> <td rowspan="4">Double Kit: • 2 Pr. Male Hinge • 3 Pr. Female Hinge • 1 Ea. Fork Latch • 1 Ea. Latch Collar • 1 Ea. Cane Bolt</td> </tr> <tr> <td>• 1 Pr. Female Hinge</td> <td>• 1 Pr. Female Hinge</td> </tr> <tr> <td>• 1 Ea. Fork Latch</td> <td>• 1 Ea. Fork Latch</td> </tr> <tr> <td>• 1 Ea. Latch Collar</td> <td>• 1 Ea. Latch Collar</td> </tr> </table> <p>Not for gate leaves weighing over 90 pounds.</p>										2-1/2" Kit	3" Kit		• 1 Pr. Male Hinge	• 1 Pr. Male Hinge	Double Kit: • 2 Pr. Male Hinge • 3 Pr. Female Hinge • 1 Ea. Fork Latch • 1 Ea. Latch Collar • 1 Ea. Cane Bolt	• 1 Pr. Female Hinge	• 1 Pr. Female Hinge	• 1 Ea. Fork Latch	• 1 Ea. Fork Latch	• 1 Ea. Latch Collar	• 1 Ea. Latch Collar											
2-1/2" Kit	3" Kit																																
• 1 Pr. Male Hinge	• 1 Pr. Male Hinge	Double Kit: • 2 Pr. Male Hinge • 3 Pr. Female Hinge • 1 Ea. Fork Latch • 1 Ea. Latch Collar • 1 Ea. Cane Bolt																															
• 1 Pr. Female Hinge	• 1 Pr. Female Hinge																																
• 1 Ea. Fork Latch	• 1 Ea. Fork Latch																																
• 1 Ea. Latch Collar	• 1 Ea. Latch Collar																																
Bolt-On Hinge Kits for 1-3/4" Uprights W/Ameristar Lock 	Single	SGBS25A		2"	5/8"	1-3/4" X 2-1/2"	1	9	Montage Plus, Echelon Plus, Aegis Plus																								
	Single	SGBS3A		2"	5/8"	1-3/4" X 3"	1	10																									
	Double	SGBD25A		2"	5/8"	1-3/4" X 2-1/2"	1	19																									
	Single Kit: <table border="0" style="width: 100%;"> <tr> <td style="width: 33%;">2-1/2" Kit</td> <td style="width: 33%;">3" Kit</td> <td style="width: 33%;"></td> </tr> <tr> <td>• 1 Pr. Male Hinge</td> <td>• 1 Pr. Male Hinge</td> <td rowspan="4">Double Kit: • 2 Pr. Male Hinge • 3 Pr. Female Hinge • 1 Ea. Cane Bolt • 1 Ea. Ameristar Lock</td> </tr> <tr> <td>• 1 Pr. Female Hinge</td> <td>• 1 Pr. Female Hinge</td> </tr> <tr> <td>• 1 Ea. Ameristar Lock</td> <td>• 1 Ea. Ameristar Lock</td> </tr> </table> <p>Not for gate leaves weighing over 90 pounds.</p>										2-1/2" Kit	3" Kit		• 1 Pr. Male Hinge	• 1 Pr. Male Hinge	Double Kit: • 2 Pr. Male Hinge • 3 Pr. Female Hinge • 1 Ea. Cane Bolt • 1 Ea. Ameristar Lock	• 1 Pr. Female Hinge	• 1 Pr. Female Hinge	• 1 Ea. Ameristar Lock	• 1 Ea. Ameristar Lock													
2-1/2" Kit	3" Kit																																
• 1 Pr. Male Hinge	• 1 Pr. Male Hinge	Double Kit: • 2 Pr. Male Hinge • 3 Pr. Female Hinge • 1 Ea. Cane Bolt • 1 Ea. Ameristar Lock																															
• 1 Pr. Female Hinge	• 1 Pr. Female Hinge																																
• 1 Ea. Ameristar Lock	• 1 Ea. Ameristar Lock																																
Bolt-On Hinge Kits for 2" Uprights W/Fork Latch 	Single		EGBS25		2"	2"	2" x 2-1/2"	1	5	Estate Gates, Echelon Plus & Aegis Plus Arched Gates																							
	Single	EGBS3		2"	2"	2" x 3"	1	6																									
	Double	EGBD		2"	2"	2" x 2-1/2"	1	15																									
	Double	EGBD3		2"	2"	2" x 3"	1	15																									
Single Kit: <table border="0" style="width: 100%;"> <tr> <td style="width: 33%;">2-1/2" Kit</td> <td style="width: 33%;">3" Kit</td> <td style="width: 33%;"></td> </tr> <tr> <td>• 1 Pr. Male Hinge</td> <td>• 1 Pr. Male Hinge</td> <td rowspan="4">Double Kit: <table border="0" style="width: 100%;"> <tr> <td style="width: 50%;">2-1/2" Kit</td> <td style="width: 50%;">3" Kit</td> </tr> <tr> <td>• 2 Pr. Male Hinge</td> <td>• 2 Pr. Male Hinge</td> </tr> <tr> <td>• 3 Pr. Female Hinge</td> <td>• 3 Pr. Female Hinge</td> </tr> <tr> <td>• 1 Ea. Latch Collar</td> <td>• 1 Ea. Latch Collar</td> </tr> <tr> <td>• 1 Ea. Fork Latch</td> <td>• 1 Ea. Fork Latch</td> </tr> <tr> <td>• 1 Ea. Cane Bolt</td> <td>• 1 Ea. Cane Bolt</td> </tr> </table> </td> </tr> <tr> <td>• 1 Pr. Female Hinge</td> <td>• 1 Pr. Female Hinge</td> </tr> <tr> <td>• 1 Ea. Latch Collar</td> <td>• 1 Ea. Latch Collar</td> </tr> <tr> <td>• 1 Ea. Fork Latch</td> <td>• 1 Ea. Fork Latch</td> </tr> </table> <p>Not for gate leaves weighing over 90 pounds.</p>										2-1/2" Kit	3" Kit		• 1 Pr. Male Hinge	• 1 Pr. Male Hinge	Double Kit: <table border="0" style="width: 100%;"> <tr> <td style="width: 50%;">2-1/2" Kit</td> <td style="width: 50%;">3" Kit</td> </tr> <tr> <td>• 2 Pr. Male Hinge</td> <td>• 2 Pr. Male Hinge</td> </tr> <tr> <td>• 3 Pr. Female Hinge</td> <td>• 3 Pr. Female Hinge</td> </tr> <tr> <td>• 1 Ea. Latch Collar</td> <td>• 1 Ea. Latch Collar</td> </tr> <tr> <td>• 1 Ea. Fork Latch</td> <td>• 1 Ea. Fork Latch</td> </tr> <tr> <td>• 1 Ea. Cane Bolt</td> <td>• 1 Ea. Cane Bolt</td> </tr> </table>	2-1/2" Kit	3" Kit	• 2 Pr. Male Hinge	• 2 Pr. Male Hinge	• 3 Pr. Female Hinge	• 3 Pr. Female Hinge	• 1 Ea. Latch Collar	• 1 Ea. Latch Collar	• 1 Ea. Fork Latch	• 1 Ea. Fork Latch	• 1 Ea. Cane Bolt	• 1 Ea. Cane Bolt	• 1 Pr. Female Hinge	• 1 Pr. Female Hinge	• 1 Ea. Latch Collar	• 1 Ea. Latch Collar	• 1 Ea. Fork Latch	• 1 Ea. Fork Latch
2-1/2" Kit	3" Kit																																
• 1 Pr. Male Hinge	• 1 Pr. Male Hinge	Double Kit: <table border="0" style="width: 100%;"> <tr> <td style="width: 50%;">2-1/2" Kit</td> <td style="width: 50%;">3" Kit</td> </tr> <tr> <td>• 2 Pr. Male Hinge</td> <td>• 2 Pr. Male Hinge</td> </tr> <tr> <td>• 3 Pr. Female Hinge</td> <td>• 3 Pr. Female Hinge</td> </tr> <tr> <td>• 1 Ea. Latch Collar</td> <td>• 1 Ea. Latch Collar</td> </tr> <tr> <td>• 1 Ea. Fork Latch</td> <td>• 1 Ea. Fork Latch</td> </tr> <tr> <td>• 1 Ea. Cane Bolt</td> <td>• 1 Ea. Cane Bolt</td> </tr> </table>	2-1/2" Kit	3" Kit	• 2 Pr. Male Hinge	• 2 Pr. Male Hinge	• 3 Pr. Female Hinge	• 3 Pr. Female Hinge	• 1 Ea. Latch Collar	• 1 Ea. Latch Collar	• 1 Ea. Fork Latch	• 1 Ea. Fork Latch	• 1 Ea. Cane Bolt	• 1 Ea. Cane Bolt																			
2-1/2" Kit	3" Kit																																
• 2 Pr. Male Hinge	• 2 Pr. Male Hinge																																
• 3 Pr. Female Hinge	• 3 Pr. Female Hinge																																
• 1 Ea. Latch Collar	• 1 Ea. Latch Collar																																
• 1 Ea. Fork Latch	• 1 Ea. Fork Latch																																
• 1 Ea. Cane Bolt	• 1 Ea. Cane Bolt																																
• 1 Pr. Female Hinge	• 1 Pr. Female Hinge																																
• 1 Ea. Latch Collar	• 1 Ea. Latch Collar																																
• 1 Ea. Fork Latch	• 1 Ea. Fork Latch																																
Bolt-On Hinge Kits for 2" Uprights W/Ameristar Lock 	Single	EGBS25A		2"	5/8"	2" X 2-1/2"	1	9	Estate Gates, Echelon Plus & Aegis Plus Arched Gates																								
	Single	EGBS3A		2"	5/8"	2" X 3"	1	10																									
	Double	EGBDA		2"	5/8"	2" X 2-1/2"	1	19																									
	Single Kit: <table border="0" style="width: 100%;"> <tr> <td style="width: 33%;">2-1/2" Kit</td> <td style="width: 33%;">3" Kit</td> <td style="width: 33%;"></td> </tr> <tr> <td>• 1 Pr. Male Hinge</td> <td>• 1 Pr. Male Hinge</td> <td rowspan="4">Double Kit: • 2 Pr. Male Hinge • 3 Pr. Female Hinge • 1 Ea. Cane Bolt • 1 Ea. Ameristar Lock</td> </tr> <tr> <td>• 1 Pr. Female Hinge</td> <td>• 1 Pr. Female Hinge</td> </tr> <tr> <td>• 1 Ea. Ameristar Lock</td> <td>• 1 Ea. Ameristar Lock</td> </tr> </table> <p>Not for gate leaves weighing over 90 pounds.</p>										2-1/2" Kit	3" Kit		• 1 Pr. Male Hinge	• 1 Pr. Male Hinge	Double Kit: • 2 Pr. Male Hinge • 3 Pr. Female Hinge • 1 Ea. Cane Bolt • 1 Ea. Ameristar Lock	• 1 Pr. Female Hinge	• 1 Pr. Female Hinge	• 1 Ea. Ameristar Lock	• 1 Ea. Ameristar Lock													
2-1/2" Kit	3" Kit																																
• 1 Pr. Male Hinge	• 1 Pr. Male Hinge	Double Kit: • 2 Pr. Male Hinge • 3 Pr. Female Hinge • 1 Ea. Cane Bolt • 1 Ea. Ameristar Lock																															
• 1 Pr. Female Hinge	• 1 Pr. Female Hinge																																
• 1 Ea. Ameristar Lock	• 1 Ea. Ameristar Lock																																

Stock Numbers are for Black; for Bronze, change 3rd letter to N; for Desert Sand, change 3rd letter to S
* HC = Hinge Clearance; LC = Latch Clearance



**1-888-333-3422
FAX: 1-877-926-3747**

ORNAMENTAL GATE HARDWARE KITS


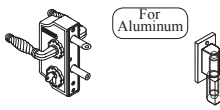
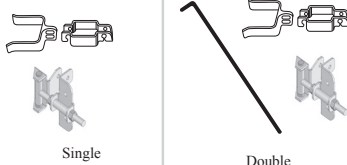
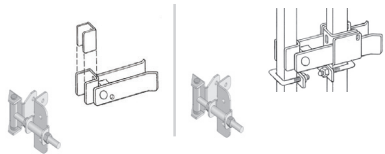
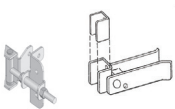
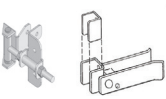
ITEM DESCRIPTION	SWING TYPE	PART NUMBER	PRICE	HC*	LC*	SIZE	BOX QTY	BOX WT	Use With Products
Box Hinge Kit for 1-3/4" Aluminum Upright and Steel Posts W/Fork Latch  Double	Double	AGBDX		2-3/8"	2"	1-3/4"	1	22	Echelon Plus
	<ul style="list-style-type: none"> • 4 Ea. Plated Box Hinge • 1 Ea. Latch Collar • 1 Ea. Fork Latch • 1 Pr. Female Hinge • 1 Ea. Cane Bolt <p>Recommended for gate leaves weighing over 90 pounds.</p>								
Box Hinge Kit for 1-3/4" Steel Upright and Steel Posts W/Fork Latch  Single	Single	SGBSX25		2"	2"	1-3/4" x 2-1/2"	1	9	Montage Plus, Aegis Plus
	Single	SGBSX3		2"	2"	1-3/4" x 3"	1	9	
	Double	SGBDX		2"	2"	1-3/4" x 2-1/2"	1	23	
	<p>1 Single - Steel - Box & 2-1/2" Fork: • 1 Pr. #HU517 • 1 Ea. #HB411 • 1 Ea. #HB311</p> <p>1 Single - Steel - Box & 3" Fork: • 1 Pr. #HU517 • 1 Ea. #HB412 • 1 Ea. #HB311</p> <p>1 Double - Steel - Box & 1-3/4" Fork: • 2 Pr. #HU517 • 1 Ea. #HB410 • 1 Pr. #HB414 • 1 Ea. #HB311 • 1 Ea. #HB316</p> <p>Recommended for gate leaves weighing over 90 pounds.</p>								
Box Hinge Kit for 2" Aluminum Upright and Steel Posts W/Fork Latch  Single	Single	EGBSX25		2-3/8"	2"	2" x 2-1/2"	1	9	Estate Gates, Echelon Plus & Aegis Plus Arched Gates, Echelon II
	Single	EGBSX3		2-3/8"	2"	2" x 3"	1	9	
	Double	EGBDX		2-3/8"	2"	2" x 2-1/2"	1	23	
	<p>1 Single - Arched - Box & 2-1/2" Fork: • 1 Pr. #HU518 • 1 Ea. #HB411 • 1 Ea. #HB420</p> <p>1 Single - Arched - Box & 3" Fork: • 1 Pr. #HU518 • 1 Ea. #HB412 • 1 Ea. #HB420</p> <p>1 Double - Arched - Box & 2" Fork: • 2 Pr. #HU518 • 1 Ea. #HB402 • 1 Pr. #HB416 • 1 Ea. #HB420 • 1 Ea. #HB316</p> <p>Recommended for gate leaves weighing over 90 pounds.</p>								
Box Hinge Kit for 2" Steel Upright and Steel Posts W/Fork Latch  Single	Single	IGBSX25		2"	2"	2" x 2-1/2"	1	9	Aegis II, Montage II, Impasse
	Single	IGBSX3		2"	2"	2" x 3"	1	9	
	Double	IGBDX		2"	2"	2" x 2-1/2"	1	23	
	<p>• Single Swing - Box & 2-1/2" Fork: • 1 Pr. #HU517 • 1 Ea. #HB411 • 1 Ea. #HB420</p> <p>• Single Swing - Box & 3" Fork: • 1 Pr. #HU517 • 1 Ea. #HB412 • 1 Ea. #HB420</p> <p>• Double Swing - Box & 2" Fork: • 2 Pr. #HU517 • 1 Ea. #HB402 • 1 Pr. #HB416 • 1 Ea. #HB420 • 1 Ea. #HB316</p> <p>Recommended for gate leaves weighing over 90 pounds.</p>								

Stock Numbers are for Black; for Bronze, change 3rd letter to N; for Desert Sand, change 3rd letter to S
 * HC = Hinge Clearance; LC = Latch Clearance



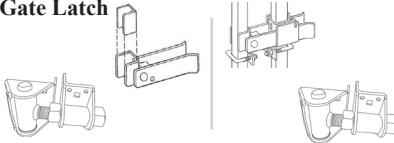
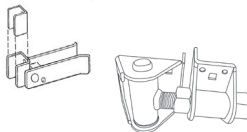

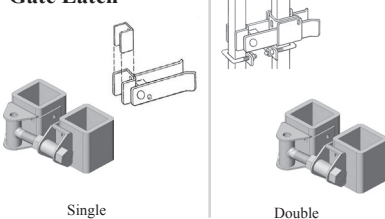


**1-888-333-3422
FAX: 1-877-926-3747**

ORNAMENTAL GATE HARDWARE KITS

ITEM DESCRIPTION	SWING TYPE	PART NUMBER	PRICE	HC*	LC*	SIZE	BOX QTY	BOX WT	Use With Products
Box Hinge Kit for Steel Uprights and Steel Posts W/Ameristar Lock  Single	Single	SGBSXA		2"	5/8"	- - -	1	12	Montage Plus, Aegis Plus, Montage II, Aegis II, Impasse
	1 Single Swing Steel - Ameristar Lock With Box Hinges: • 1 Pr. #HU517 • 1 Ea. #HB509S Recommended for gate leaves weighing over 90 pounds.								
Box Hinge Kit for Aluminum Uprights and Steel Posts W/Ameristar Lock  Single	Single	EGBSXA		2-3/8"	5/8"	- - -	1	12	Echelon Plus, Estate Gates, Echelon Plus & Aegis Plus Arched Gates, Echelon II
	1 Single Swing Arched Aluminum - Ameristar Lock With Box Hinges: • 1 Pr. #HU518 • 1 Ea. #HB509S Recommended for gate leaves weighing over 90 pounds.								
Residential Hinge Kit for 1/4" Uprights W/Fork Latch  Single Double	Single	RGBS		1"	2"	1-1/4" X 2"	1	10	Montage, Aegis, Echelon
	Double	RGBD		1"	2"	1-1/4" X 2"	1	17	Montage, Aegis, Echelon
	Single Kit: • 1 Pr. Hinges #MRH180 • 1 Ea. Fork Latch #HB402 • 1 Ea. Latch Collar #HB301 Double Kit: • 2 Pr. #MRH180 • 1 Ea. Fork Latch #HB402 • 1 Ea. Latch Collar #HB301 • 1 Pr. Female Hinge #HB404 • 1 Ea. Cane Bolt #HB316 Recommended for gate leaves weighing under 120 pounds.								
Com Hinge Kit for 1-3/4" & 2" Upright and 2-1/2" Post W/Strong Arm Gate Latch 	Single	CGBS-25		1"	3"	2-1/2"	1	12	Montage Plus, Aegis Plus, Echelon Plus
	Double	CGBD		1"	2"	2-1/2"	1	19	Montage Plus, Aegis Plus, Echelon Plus
	Single Kit: • 1 Pr. Hinges #MCH180 • 1 Ea. Strong Arm Latch #DSB250 Double Kit: • 2 Pr. #MCH180 • 1 Ea. Strong Arm Latch #DSB200 Recommended for gate leaves weighing under 240 pounds.								
Com Hinge Kit for 1-3/4" & 2" Upright and 3" Post W/Strong Arm Gate Latch 	Single	CGBS-3		1"	3"	3"	1	15	Montage Plus, Aegis Plus, Echelon Plus
	Single Kit: • 1 Pr. Hinges #MCH180 • 1 Ea. Strong Arm Latch #DSB300 Recommended for gate leaves weighing under 240 pounds.								
Com Hinge Kit for 1-3/4" & 2" Upright and 4" Post W/Strong Arm Gate Latch 	Single	CGBS-4		1"	3"	4"	1	17	Montage Plus, Aegis Plus, Echelon Plus
	Single Kit: • 1 Pr. Hinges #MCH180 • 1 Ea. Strong Arm Latch #DSB100 Recommended for gate leaves weighing under 240 pounds.								

Stock Numbers are for Black; for Bronze, change 3rd letter to N; for Desert Sand, change 3rd letter to S
 * HC = Hinge Clearance; LC = Latch Clearance

ORNAMENTAL GATE HARDWARE KITS

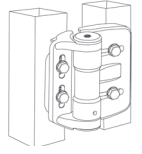
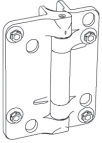
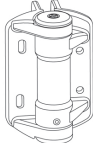
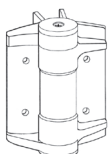
ITEM DESCRIPTION	SWING TYPE	PART NUMBER	PRICE	HC*	LC*	SIZE	BOX QTY	BOX WT	Use With Products
Heavy Com Hinge Kit for 1-3/4" & 2" Upright and 2-1/2" Post W/Strong Arm Gate Latch 	Single	HGBS-25		1-1/4"	3"	2-1/2"	1	13	Montage Plus, Montage II, Aegis Plus Aegis II, Echelon Plus, Echelon II, Echelon Plus & Aegis Plus Arched Gates, Estate Gates
	Double	HGBD		1-1/4"	2"	2-1/2"	1	20	
Single Kit: • 1 Pr. Hinges #MHH180 • 1 Ea. Strong Arm Latch #DSB250 Double Kit: • 2 Pr. #MHH180 • 1 Ea. Strong Arm Latch #DSB200 Recommended for gate leaves weighing under 420 pounds.									
Heavy Com Hinge Kit for 1-3/4" & 3" Upright and 3" Post W/Strong Arm Gate Latch 	Single	HGBS-3		1-1/4"	3"	3"	1	15	Montage Plus, Montage II, Aegis Plus Aegis II, Echelon Plus, Echelon II, Echelon Plus & Aegis Plus Arched Gates, Estate Gates
	Single Kit: • 1 Pr. Hinges #MHH180 • 1 Ea. Strong Arm Latch #DSB300 Recommended for gate leaves weighing under 420 pounds.								
Heavy Com Hinge Kit for 1-3/4" & 4" Upright and 4" Post W/Strong Arm Gate Latch 	Single	HGBS-4		1-1/4"	3"	4"	1	17	Montage Plus, Montage II, Aegis Plus, Aegis II, Echelon Plus, Echelon II, Echelon Plus & Aegis Plus Arched Gates, Estate Gates
	Single Kit: • 1 Pr. Hinges #MHH180 • 1 Ea. Strong Arm Latch #DSB100 Recommended for gate leaves weighing under 420 pounds.								
Industrial Hinge Kit for 1-3/4" & 2" Upright and 2-1/2" Post W/Strong Arm Gate Latch 	Single	IGBS-25		1-1/2"	3"	2-1/2"	1	20	Montage II, Aegis II, Echelon II, Impasse
	Double	IGBD		1-1/2"	2"	2-1/2"	1	25	
Single Kit: • 1 Pr. Hinges #MIH180 • 1 Ea. Strong Arm Latch #DSB250 Double Kit: • 2 Pr. #MIH180 • 1 Ea. Strong Arm Latch #DDB200 Recommended for gate leaves weighing under 3,000 pounds.									
Industrial Hinge Kit for 1-3/4" & 2" Upright and 3" Post W/Strong Arm Gate Latch 	Single	IGBS-3		1-1/2"	3"	3"	1	22	Montage II, Aegis II, Echelon II, Impasse
	Single Kit: • 1 Pr. Hinges #MIH180 • 1 Ea. Strong Arm Latch #DSB300 Recommended for gate leaves weighing under 3,000 pounds.								
Industrial Hinge Kit for 1-3/4" & 2" Upright and 4" Post W/Strong Arm Gate Latch 	Single	IGBS-4		1-1/2"	3"	3"	1	24	Montage II, Aegis II, Echelon II, Impasse
	Single Kit: • 1 Pr. Hinges #MIH180 • 1 Ea. Strong Arm Latch #DSB100 Recommended for gate leaves weighing under 3,000 pounds.								

Stock Numbers are for Black; for Bronze, change 3rd letter to N; for Desert Sand, change 3rd letter to S
 * HC = Hinge Clearance; LC = Latch Clearance






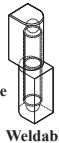

**1-888-333-3422
FAX: 1-877-926-3747**

ORNAMENTAL GATE HINGES

ITEM DESCRIPTION	PART NUMBER/COLOR				DEALER PRICE	WT PER PAIR	Use With Products
	BLACK	BRONZE	DESERT SAND	WHITE			
<p>True Close Mini Multi Hinge</p>  <p>1-1/8" IDEAL HINGE CLEARANCE</p>	TCAMA1	---	---	---		2	Montage, Montage Arched, Echelon, Echelon Arched Gates
<p>3-way adjustment - vertical, horizontal & tension Super-strong engineering polymer and stainless steel construction Horizontal and Vertical adjustment up to 3/4"</p> <p>Not for gate leaves weighing over 62 lbs. Available in Black only.</p>							
<p>KwikFit Pivoting Hinge</p>  <p>3/4" IDEAL HINGE CLEARANCE</p>	8000-2081	---	---	---		1	Montage, Montage Arched, Echelon, Echelon Arched Gates
<p>Side-fixing legs offer quick and easy alignment of the hinges on gate and fence post Double face-fixing (i.e. fixes to both face and side of post and gate) also adds improved strength Super-strong engineering polymer and stainless steel construction Won't rust, bind, sag or stain</p> <p>Not for gate leaves weighing over 62 lbs. Available in Black only.</p>							
<p>TruClose Hinge</p>  <p>3/4" IDEAL HINGE CLEARANCE</p>	49659	---	---	---		1	Montage, Montage Arched, Echelon, Echelon Arched Gates
<p>Self-closing (tension-adjustable) hinge for light to medium weight metal safety gates around pools, homes and gardens. Quick-fit alignment legs for added fitting strength</p> <p>Not for gate leaves weighing over 62 lbs. Available in Black only.</p>							
<p>Heavy Duty TruClose Hinge</p>  <p>3/4" IDEAL HINGE CLEARANCE</p>	49859	---	---	---		2	Montage Plus, Montage Plus Arched, Echelon Plus, Echelon Plus Arched Gates
<p>A self-closing (tension-adjustable) hinge for heavier or high-traffic metal gates - especially those with narrow frames - around commercial areas, homes and childcare centers. Quick-fit alignment legs for added fitting strength</p> <p>Not for gate leaves weighing over 132 pounds. Available in Black only.</p>							

For Warranty on D&D products please visit www.ddtechglobal.com

ORNAMENTAL GATE HINGES

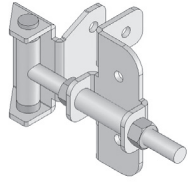
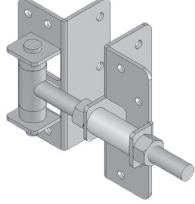
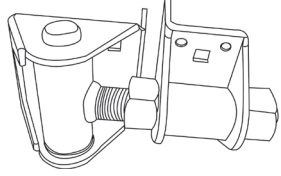
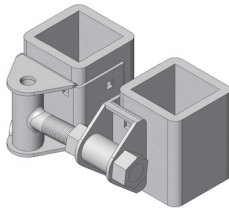
ITEM DESCRIPTION	PART NUMBER/COLOR				DEALER PRICE	LENGTH	BOX QTY	WT EA	Use With Products
	BLACK	BRONZE	DESERT SAND	WHITE					
Male Hinge  2" IDEAL HINGE CLEARANCE MAILE/FEMALE COMBINED	HB403	HN403	HS403	HW403		2"	100	.46	Montage, Aegis, Echelon, Echelon Arched Gates
	HB413	HN413	HS413	HW413		2-1/2"	50	.53	Montage Plus, Aegis Plus, Echelon Plus, Estate Gates, Aegis Plus & Echelon Plus Arched Gates
	HB415	HN415	HS415	HW415		3"	50	.57	
	<p>Supplied with stainless steel fasteners. Bolts onto square posts.</p> <p>Not for gate leaves weighing over 90 lbs.</p>								
Female Hinge  2" IDEAL HINGE CLEARANCE MAILE/FEMALE COMBINED	HB404	HN404	HS404	HW404		1-1/4"	100	.60	Montage, Aegis, Echelon, Echelon Arched Gates
	HB414	HN414	HS414	HW414		1-3/4"	100	.66	Montage Plus, Aegis Plus, Echelon Plus
	HB416	HN416	HS416	HW416		2"	100	.68	Estate Gates, Aegis Plus & Echelon Plus Arched Gates
	<p>Supplied with stainless steel fasteners. Bolts onto square uprights.</p> <p>Not for gate leaves weighing over 90 lbs.</p>								
Plate Pintle 	HB108	HN108	HS108	HW108		5/8" Pin	100	.60	Montage, Aegis, Echelon, Echelon Arched Gates
	<p>Screwed or anchored to walls or other flat surfaces. Mounting fasteners not included.</p> <p>Not for gate leaves weighing over 90 lbs.</p>								
Box Hinge <div style="display: flex; justify-content: space-around;"> <div style="text-align: center;"> <p>For Steel #HU517</p>  <p>2" Hinge Clearance</p> <p>Weldable</p> </div> <div style="text-align: center;"> <p>For Aluminum #HU518</p>  <p>2-3/8" Hinge Clearance</p> <p>Plated</p> </div> </div>	HU517	---	---	---		5"	2	4	Montage Plus, Aegis Plus, Montage II, Aegis II, Impasse
	HU518	---	---	---		5"	2	4	Echelon II, Estate Gates, Echelon Plus & Aegis Plus Arched Gates
	<p>HU517 will require 2" hinge clearance. HU518 to be welded to post and bolted to gate frame (allow 2-3/8" clearance).</p> <p>Recommended for gate leaves weighing over 90 pounds.</p> <p>NOTE: Box Hinge Kits will require the use of steel posts. The plated side is for bolting to the aluminum gate frame; the non-plated side is for welding to the steel post.</p>								

Stock Numbers are for Black; for Bronze, change 3rd letter to N; for Desert Sand, change 3rd letter to S



**1-888-333-3422
FAX: 1-877-926-3747**

180° ORNAMENTAL GATE HINGES

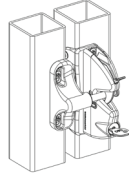
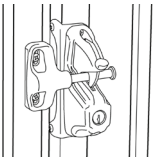
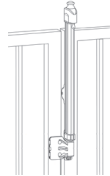
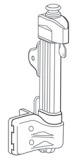

ITEM DESCRIPTION	PART NUMBER	PRICE PER PAIR	SIZE	WT/PR	Use With Products
<p>Adjustable 180° Hinge - Residential</p>  <p>1" IDEAL HINGE CLEARANCE</p>	MRH180		See Below	2	Montage, Aegis, Echelon, Echelon Arched Gates
	<p>Mounts on residential swing gates.</p> <p>Pair of hinges rated to support gate leaves weighing up to 120#. Adjustable for hinge clearances from 1/2" to 1-5/8".</p> <p>16 – #14 x 3/4" stainless steel self-drilling screws (coated black)</p> <p>Available in Black only.</p>				
<p>Adjustable 180° Hinge - Commercial</p>  <p>1" IDEAL HINGE CLEARANCE</p>	MCH180		See Below	4	Montage Plus, Aegis Plus, Echelon Plus
	<p>Mounts on commercial swing gates and arched gates.</p> <p>Pair of hinges rated to support gate leaves weighing up to 240#. Adjustable for hinge clearances from 1/2" to 1-5/8".</p> <p>28 – #14 x 3/4" stainless steel self-drilling screws (coated black)</p> <p>Available in Black only.</p>				
<p>Adjustable 180° Hinge - All-Purpose Commercial & Industrial</p>  <p>1-1/4" IDEAL HINGE CLEARANCE</p>	MHH180		See Below	7	Montage Plus, Montage II, Aegis Plus, Aegis II, Echelon Plus, Echelon II, Estate
	<p>Mounts on commercial, light industrial and Estate swing gates.</p> <p>Pair of hinges rated to support gate leaves weighing up to 420#. Adjustable for hinge clearances from 5/8" to 2-1/2".</p> <p>26 – 5/16" x 1" stainless steel Super-Tek stainless steel screws (coated black)</p> <p>Available in Black only.</p>				
<p>Adjustable 180° Hinge - Heavy Industrial & Security</p>  <p>1-1/2" IDEAL HINGE CLEARANCE</p>	MIH180		See Below	20	Montage II, Aegis II, Echelon II, Impasse
	<p>Mounts on Ornamental Industrial and Impasse Security swing gates.</p> <p>Recommended for gate leaves over 60 square feet area (Height x OTO) and whenever 6" square posts are required; pair of hinges rated to support gate leaves weighing up to 3,000#.</p> <p>Adjustable for hinge clearances from 5/8" to 2-1/2".</p> <p>10 – Hot Dip Galv. Zilon coated black 3/8" x 3" carriage bolts and nuts 10 – Hot Dip Galv. Zilon coated black 3/8" x 8" carriage bolts and nuts</p> <p>Available in Black only.</p>				

* WARNING: Due to extensive variation in local ordinance for fencing requirements around pools, Ameristar does not certify these devices as meeting applicable pool codes. The installer and homeowner should pay careful attention to local pool regulations, and if they have any doubts about regulatory compliance, they should contact the local regulatory agency for an inspection and ruling on compliance.



**1-888-333-3422
FAX: 1-877-926-3747**

ORNAMENTAL GATE LATCHES & DROP ROD

ITEM DESCRIPTION	PART NUMBER	PRICE EACH	SIZE	WT EA.	Use With Products
Residential LokkLatch  3/4" IDEAL LATCH CLEARANCE	LLAAB		---	1	Montage, Montage Arched, Echelon, Echelon Arched Gates
		<ul style="list-style-type: none"> • Key lockable convenience • Adjusts horizontally and vertically • Push-Button External Access Kit 		<ul style="list-style-type: none"> • Won't rust or corrode • Quick and easy to install • Available in Black only 	
Heavy Duty LokkLatch Deluxe  3/4" IDEAL LATCH CLEARANCE	LLDAB-KSA		---	1.32	Montage, Montage Arched, Echelon, Echelon Arched Gates
		<ul style="list-style-type: none"> • Operates and locks from both sides of gate • Easy installation - only drill one hole • Dual 6-pin rekeyable locks 		<ul style="list-style-type: none"> • Fully adjustable for easy installation • Available in Black only 	
Top Pull Magna Latch  3/4" IDEAL LATCH CLEARANCE	MLTPS2BGA		---	1.43	Montage, Montage Arched, Echelon, Echelon Arched Gates
		<ul style="list-style-type: none"> • Magnetically triggered latching • Key lockable safety • Adjusts horizontally and vertically 		<ul style="list-style-type: none"> • Patented 'Lost Motion' Technology • Quick and easy to install • Available in Black only 	
Vertical Pull Magna Latch  3/4" IDEAL LATCH CLEARANCE	MLVPS2BGA		---	1	Montage, Montage Arched, Echelon, Echelon Arched Gates
		<ul style="list-style-type: none"> • Magnetically triggered latching • Key lockable safety • Adjusts horizontally and vertically 		<ul style="list-style-type: none"> • Patented 'Lost Motion' Technology • Quick and easy to install • Available in Black only 	
Q-Bolt Drop Rod  3/4" IDEAL LATCH CLEARANCE	QB124		24"	2.6	Montage, Montage Arched, Echelon, Echelon Arched Gates
		<ul style="list-style-type: none"> • Padlockable security • Fits 1" or larger gate frames 		<ul style="list-style-type: none"> • Ergonomic handle • Available in Black only 	

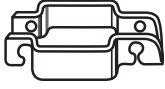

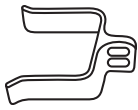
* **WARNING:** Due to extensive variation in local ordinance for fencing requirements around pools. Ameristar **does not certify** these devices as meeting applicable pool codes. The installer and homeowner should pay careful attention to local pool regulations, and if they have any doubts about regulatory compliance, they should contact the local regulatory agency for an inspection and ruling on compliance.

For Warranty on D&D products please visit www.ddtechglobal.com




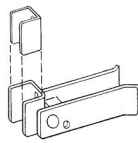
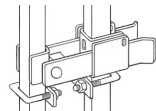
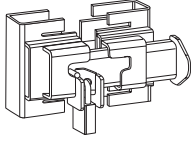
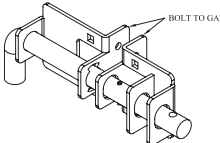
**1-888-333-3422
FAX: 1-877-926-3747**

ORNAMENTAL GATE LATCHES

ITEM DESCRIPTION	PART NUMBER/COLOR				DEALER PRICE	LENGTH	BOX QTY	WT EA	Use With Products
	BLACK	BRONZE	DESERT SAND	WHITE					
Latch Hanger  2" IDEAL LATCH CLEARANCE LATCH/FORK/PLATE COMBINED	HB301	HN301	HS301	HW301		1-1/4"	100	.50	Montage, Aegis, Echelon, Echelon Arched Gates
	HB311	HN311	HS311	HW311		1-3/4"	100	.60	Montage Plus, Aegis Plus, Echelon Plus
	HB420	HN420	HS420	HW420		2"	100	.65	Arched Gates, Aegis Plus & Echelon Plus Estate Gates
	Pressed steel latch hanger with stainless steel fasteners.								
Plate Latch (For Wall Mount)  2" IDEAL LATCH CLEARANCE LATCH/FORK/PLATE COMBINED	HB305	HN305	HS305	HW305		----	100	.30	Montage, Aegis, Echelon, Echelon Arched Gates
	Pressed steel plate; mounting fasteners not included. Bolt and nut included for fork latch. May be screwed or anchored to walls and other flat surfaces.								
Fork Latch  2" IDEAL LATCH CLEARANCE LATCH/FORK/PLATE COMBINED	HB401	HN401	HS401	HW401		1-1/4"	100	.34	Montage, Aegis, Echelon
	HB410	HN410	HS410	HW410		1-3/4"	50	.38	Montage Plus, Aegis Plus, Echelon Plus
	HB402	HN402	HS402	HW402		2"	100	.42	Montage, Aegis, Echelon, Estate Gates, All Arched Gates
	HB411	HN411	HS411	HW411		2-1/2"	50	.44	All Products
	HB412	HN412	HS412	HW412		3"	50	.46	All Products
	Pressed steel fork; no fasteners included. Works with Latch Hanger or Plate Latch.								

* **WARNING:** Due to extensive variation in local ordinance for fencing requirements around pools, Ameristar **does not certify** these devices as meeting applicable pool codes. The installer and homeowner should pay careful attention to local pool regulations, and if they have any doubts about regulatory compliance, they should contact the local regulatory agency for an inspection and ruling on compliance.

ORNAMENTAL GATE LATCHES



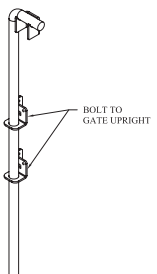
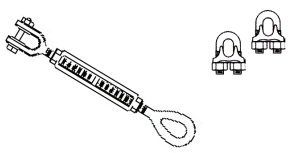

ITEM DESCRIPTION	PART NUMBER/COLOR				DEALER PRICE	LENGTH	BOX QTY	WT EA	Use With Products
	BLACK	BRONZE	DESERT SAND	WHITE					
Ameristar Lock  * See Below 5/8" IDEAL LATCH CLEARANCE	HB504S	----	----	----		1" - 1-1/4"	1	4	Montage, Aegis, Echelon
	HB509S	----	----	----		1-1/2"-2"	1	4	All Products
Security lock with keyed cylinder. Available in Black only. Locks include stainless steel striker plates. Allow 1/2" - 5/8" between gate end and post.									
Strong Arm Single Gate Latch  3" IDEAL LATCH CLEARANCE	DSB250	----	----	----		3" to 5" gap	1	4	Montage Plus, Montage II, Aegis Plus, Aegis II, Echelon Plus, Echelon II, Estate
	DSB300	----	----	----		3" to 5" gap	1	4	
	DSB100	----	----	----		3" to 5" gap	1	4	
	DSB600	----	----	----		3" to 5" gap	1	7	
Fits 1-3/4" or 2" Sq. frame. Available in Black only. DSB250 - Fits 2-1/2" Latch Post DSB300 - Fits 3" Latch Post DSB100 - Fits 4" Latch Post DSB600 - Fits 6" Latch Post									
Strong Arm Double Gate Latch  2" IDEAL LATCH CLEARANCE	DSB200	----	----	----		2-1/2" to 3-1/4" gap	1	6	Montage Plus, Montage II, Aegis Plus, Aegis II, Echelon Plus, Echelon II, Estate
	Fits 1-3/4" or 2" Sq. frame. Available in Black only.								
Industrial Double Drive Gate Latch for Impasse  Allow 3-1/2" Latch Clearance (LC) between gate ends. * See Below	DDB200	----	----	----		2"	1	7.5	Impasse
	Heavy duty galvanized steel double drive gate latch.								
Heavy Duty Slide Latch  1" IDEAL LATCH CLEARANCE	SLB100	----	----	----		Up to 1" gap	1	6.6	Montage II, Aegis II, Echelon II, Impasse
	Heavy duty galvanized steel slide latch with 1" diameter bar.								

* **WARNING:** Due to extensive variation in local ordinance for fencing requirements around pools, Ameristar **does not certify** these devices as meeting applicable pool codes. The installer and homeowner should pay careful attention to local pool regulations, and if they have any doubts about regulatory compliance, they should contact the local regulatory agency for an inspection and ruling on compliance.



**1-888-333-3422
FAX: 1-877-926-3747**

ORNAMENTAL GATE ACCESSORIES

ITEM DESCRIPTION	PART NUMBER/COLOR				DEALER PRICE	LENGTH	BOX QTY	WT EA	Use With Products
	BLACK	BRONZE	DESERT SAND	WHITE					
Gate Spring 	HB701	HN701	HS701	HW701		13"	30	1.3	Montage, Aegis, Echelon, Echelon Arched Gates
Adjustable tension gate spring for self-closing applications. Extra heavy-duty for swing steel ornamental gates. Includes four (4) #10 x 1/2" self-drilling screws.									
Cane Bolt 	HB316	HN316	HS316	HW316		48"	1	5	All Products
5/8" diameter steel cane bolt; 48" in length. Extra heavy-duty to keep gate leaf rigidly in place.									
Drop Rod 	DLB100	----	----	----		34"	1	12	All Products
5/8" diameter steel cane bolt; 48" in length. Extra heavy-duty to keep gate leaf rigidly in place.									
Truss Cable Kit for Ornamental Gates 	MTK100	----	----	----		See Below	1	15	All Products
Mounts on all swing gates with gusset plates in corners. Kit contains: 1 ea 5/16"-18 x 4-1/2" Jaw and Eye Turnbuckle 2 ea 3/16" Cable Clamps 12 feet 3/16" Steel Cable (Black PVC Coating)									
Surface Mounted Drop Bolt 	KDQFBL	----	----	----		See Below	1	13.5	Double Swing Gates
<ul style="list-style-type: none"> • Lockable drop bolt with cylinder • Height adjustability in 3 positions: 2 inches per position • Gate can be closed in open or closed position • For gate profiles 1-1/2" x 1-1/2" or greater • Available in black only 									

Stock Numbers are for Black; for Bronze, change 3rd letter to N; for Desert Sand, change 3rd letter to S
 * HC = Hinge Clearance; LC = Latch Clearance

