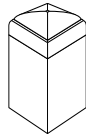


STEEL ORNAMENTAL SQUARE POST



NOTE: In location subject to freezing, where posts are grouted into core-drilled holes, a 1/4" diameter hole should be drilled in the post approximately 1/2" above elevation to allow for drainage of built-up ground water. The drilled hole must be wiped clean and dry before applying Ameristar zinc primer and color finish.

X = COLOR SELECTION

B = BLACK
 N = BRONZE
 W = WHITE
 S = SAND

Post Diameter	Ga. / Wall Thickness	Post Length	Item Number	Catalog Price (Black)	Catalog Price (Color)	Post Weight
2" SQ. (STEEL)	16 GA. (RESIDENTIAL)	4'-9"	WP <u>X</u> 20057			8
		5'-3"	WP <u>X</u> 20063			9
		5'-9"	WP <u>X</u> 20069			10
		6'-9"	WP <u>X</u> 20081			11
		7'-9"	WP <u>X</u> 20093			13
		8'-9"	WP <u>X</u> 20105			14
2-1/2" SQ. (STEEL)	16 GA. (RES/COM)	6'	WP <u>X</u> 25072			12
		7'	WP <u>X</u> 25084			14
		8'	WP <u>X</u> 25096			16
		9'	WP <u>X</u> 25108			18
	14 GA. (COMMERCIAL)	8'	WP <u>X</u> 25096-14			20
		9'	WP <u>X</u> 25108-14			23
		10'	WP <u>X</u> 25120-14			25
		11'	WP <u>X</u> 25132-14			27
	12 GA. (INDUSTRIAL)	5'	P <u>X</u> 25060			16
		6'	P <u>X</u> 25072			19
		7'	P <u>X</u> 25084			22
		8'	P <u>X</u> 25096			26
		9'	P <u>X</u> 25108			28
		10'	P <u>X</u> 25120			31
		11'	P <u>X</u> 25132			35
		12'	P <u>X</u> 25144			36
		13'	P <u>X</u> 25156			40
14'		P <u>X</u> 25168			43	
	15'	P <u>X</u> 25180			46	

STEEL ORNAMENTAL SQUARE POST

X = COLOR SELECTION
 B = BLACK
 N = BRONZE
 W = WHITE
 S = SAND

Post Diameter	Ga. / Wall Thickness	Post Length	Item Number	Catalog Price (Black)	Catalog Price (Color)	Post Weight
3" SQ. (STEEL)	12 GA. (INDUSTRIAL)	5'	P <u>X</u> 30060			20
		6'	P <u>X</u> 30072			24
		7'	P <u>X</u> 30084			30
		8'	P <u>X</u> 30096			34
		9'	P <u>X</u> 30108			39
		10'	P <u>X</u> 30120			43
		11'	P <u>X</u> 30132			47
		12'	P <u>X</u> 30144			51
		13'	P <u>X</u> 30156			56
		14'	P <u>X</u> 30168			60
		15'	P <u>X</u> 30180			64
		16'	P <u>X</u> 30192			69
		4" SQ. (STEEL)	11 GA. (INDUSTRIAL)	6'	P <u>X</u> 40072	
7'	P <u>X</u> 40084					47
8'	P <u>X</u> 40096					54
9'	P <u>X</u> 40108					61
10'	P <u>X</u> 40120					67
11'	P <u>X</u> 40132					74
12'	P <u>X</u> 40144					81
13'	P <u>X</u> 40156					87
14'	P <u>X</u> 40168					94
15'	P <u>X</u> 40180					101
16'	P <u>X</u> 40192					108
18'	P <u>X</u> 40216					114
20'	P <u>X</u> 40240					126
24'	P <u>X</u> 40288					162

STEEL ORNAMENTAL SQUARE POST

X = COLOR SELECTION
 B = BLACK
 N = BRONZE
 W = WHITE
 S = SAND

Post Diameter	Ga. / Wall Thickness	Post Length	Item Number	Catalog Price (Black)	Catalog Price (Color)	Post Weight
6" SQ. (STEEL)	3/16" WALL (INDUSTRIAL)	7'	P_X_60084			133
		8'	P_X_60096			152
		9'	P_X_60108			171
		10'	P_X_60120			190
		11'	P_X_60132			210
		12'	P_X_60144			229
		13'	P_X_60156			248
		14'	P_X_60168			267
		15'	P_X_60180			287
		16'	P_X_60192			304
		8" SQ. (STEEL)	1/4" WALL (INDUSTRIAL)	9'	P_X_80108	
10'	P_X_80120					259
11'	P_X_80132					285
12'	P_X_80144					311
13'	P_X_80156					336
14'	P_X_80168					370
15'	P_X_80180					390
16'	P_X_80192					415
20'	P_X_80240					517
24'	P_X_80288					620

ALUMINUM ORNAMENTAL SQUARE POST



NOTE: In location subject to freezing, where posts are grouted into core-drilled holes, a 1/4" diameter hole should be drilled in the post approximately 1/2" above elevation to allow for drainage of built-up ground water. The drilled hole must be wiped clean and dry before applying Ameristar color finish.

X = COLOR SELECTION
B = BLACK
N = BRONZE
W = WHITE
S = SAND

Post Diameter	Wall Thickness	Post Length	Item Number	Catalog Price (Black)	Catalog Price (Color)	Post Weight
2-1/2" SQ. (ALUMINUM)	.060	5'-9"	AP <u>X</u> 25069			5
		6'-3"	AP <u>X</u> 25075			6
		6'-9"	AP <u>X</u> 25081			6
		7'-9"	AP <u>X</u> 25093			7
		8'-9"	AP <u>X</u> 25105			8
	.080	6'	2AP <u>X</u> 25072			7
		7'	2AP <u>X</u> 25084			8
		8'	2AP <u>X</u> 25096			9
		9'	2AP <u>X</u> 25108			11
		10'	2AP <u>X</u> 25120			12
		11'	2AP <u>X</u> 25132			13
		12'	2AP <u>X</u> 25144			15
	3" SQ. (ALUMINUM)	0.125	7'	AP <u>X</u> 30084		
8'			AP <u>X</u> 30096			14
9'			AP <u>X</u> 30108			15
10'			AP <u>X</u> 30120			17
11'			AP <u>X</u> 30132			18
12'			AP <u>X</u> 30144			20
4" SQ. (ALUMINUM)	0.250	7'	AP <u>X</u> 40084			31
		8'	AP <u>X</u> 40096			36
		9'	AP <u>X</u> 40108			40
		10'	AP <u>X</u> 40120			43
		11'	AP <u>X</u> 40132			49
		12'	AP <u>X</u> 40144			54
		13'	AP <u>X</u> 40156			58

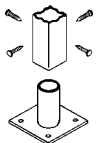
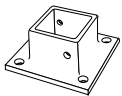
STEEL PLATED ORNAMENTAL SQUARE POST

Note: Plated posts used with Majestic & Conqueror styles may require a post length 1' longer than the panel/gate height dependent on the grade elevation.

X = COLOR SELECTION
B = BLACK
N = BRONZE
W = WHITE
S = SAND

Post Diameter	GA. / Plate Size	Post Length	Item Number	Catalog Price (Black)	Catalog Price (Color)	Post Weight
2-1/2" SQ. (STEEL)	12 GA. 5" x 5" SQ. 1/4" Thick with 9/16" Holes (8833G)	4'	P <u>X</u> 25048P			16
		5'	P <u>X</u> 25060P			19
		6'	P <u>X</u> 25072P			22
		7'	P <u>X</u> 25084P			26
		8'	P <u>X</u> 25096P			28
		9'	P <u>X</u> 25108P			31
		10'	P <u>X</u> 25120P			34
3" SQ. (STEEL)	12 GA. 6" x 6" SQ. 1/4" Thick with 9/16" Holes (5003G)	4'	P <u>X</u> 30048P			20
		5'	P <u>X</u> 30060P			24
		6'	P <u>X</u> 30072P			30
		7'	P <u>X</u> 30084P			34
		8'	P <u>X</u> 30096P			39
		9'	P <u>X</u> 30108P			43
		10'	P <u>X</u> 30120P			47
4" SQ. (STEEL)	11 GA. 8" x 8" SQ. 3/8" Thick with 9/16" Holes (8875G)	4'	P <u>X</u> 40048P			33
		5'	P <u>X</u> 40060P			39
		6'	P <u>X</u> 40072P			47
		7'	P <u>X</u> 40084P			54
		8'	P <u>X</u> 40096P			61
		9'	P <u>X</u> 40108P			67
		10'	P <u>X</u> 40120P			74

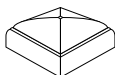


POST BASES

	Post Size	Base Size	Drill Holes	Item Number	Catalog Price (Black)	Catalog Price (Color)	Base Weight
	Fits 2" SQ. Steel Post	5" x 5"	9/16"	B <u>X</u> 205			3
	Fits 2-1/2" SQ. Aluminum Post	5" X 5"	9/16"	AP <u>X</u> B25			2

X = COLOR SELECTION
B = BLACK
N = BRONZE
W = WHITE
S = SAND

POST CAPS

X = COLOR SELECTION
B = BLACK
N = BRONZE
W = WHITE
S = SAND

Cap Type	Cap Style	Size	Item Number	Catalog Price (Black)	Catalog Price (Color)	Cap Weight
STEEL 	STANDARD FLAT CAP	1-3/4" SQ.	A <u>X</u> 505			0.1
		2" SQ.	A <u>X</u> 506			0.2
		2-1/2" SQ.	A <u>X</u> 507			0.3
		3" SQ.	A <u>X</u> 508			0.3
		4" SQ.	A <u>X</u> 509			0.4
		6" SQ.	A <u>X</u> 515			0.8
		8" SQ.	A <u>X</u> 501			2
ALUMINUM 	STANDARD FLAT CAP	1-3/4" SQ.	A <u>X</u> 499P			0.1
		2-1/2" SQ.	A <u>X</u> 600P			0.2
		3" SQ.	A <u>X</u> 700P			0.3
		4" SQ.	A <u>X</u> 800P			0.4
ALUMINUM 	BALL CAP	2-1/2" SQ.	A <u>X</u> 513			0.7
		3" SQ.	A <u>X</u> 516			0.8
		4" SQ.	A <u>X</u> 517			2
		6" SQ.	A <u>X</u> 521			8