


**PASSPORT COMMERCIAL ORNAMENTAL ROLL GATES**

Ornamental Pickets: 3/4" Square  
(Available in Profiles of 2-Rail, 3-Rail & 3-Rail w/Rings)

Pages 16-2 to 16-6



**CLASSIC**



**GENESIS**

Pages 16-2 to 16-6

Pages 16-2 to 16-6



**MAJESTIC**



**INVINCIBLE**

Page 16-7


**PASSPORT II INDUSTRIAL ORNAMENTAL ROLL GATES**

Ornamental Pickets: 1" Square  
(Available in Profiles of 2-Rail, 3-Rail & 3-Rail w/Rings)

Pages 16-8 to 16-12



**CLASSIC**



**GENESIS**

Pages 16-8 to 16-12

Pages 16-8 to 16-12



**MAJESTIC**



**INVINCIBLE**

Pages 16-13 to 16-14

**PASSPORT IS (IMPASSE SECURITY) ROLL GATES**

Security Pales: Proprietary Corrugated Impasse® Shape



(Available in Profiles of 2-Rail & 3-Rail)

Pages 16-15 & 16-16



**TRIDENT**

Pages 16-15 & 16-16



**STRONGHOLD**

Page 16-17



**GAUNTLET**

**ROLL GATE FRAME SPECIFICATION**

(See Page 16-19 for detailed Construction Specification)

Top Rail(s), Uprights and Diagonal Braces: 2" Square x 11 Ga.

Bottom Rail: 2" x 4" x 11 Ga. (Notched & Plated for V-Track Wheels)

Roll Gate Hardware Kit (Gates under 26' opg): Kit #PGKOD (See Page 16-18)

Roll Gate Hardware Kit (Gates 26' opg or larger): Kit #PGKOD-3 (See Page 16-18)

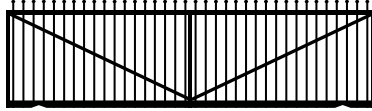
**\*\*\* WARNING \*\*\***

*PassPort Roll Gates are supplied with 2" mesh safety screening in sufficient quantities to cover the entire gate and an equal portion of fence parallel to the gate in the open position up to a height of over 4 feet from ground elevation. This screening must be included when the PassPort Gate is installed at the jobsite. Additionally, all of the safety requirements of ASTM F2200 must be met during installation. Failure to incorporate the safety mesh or follow ASTM F2200 safety requirements during gate assembly and installation will cause rejection (under UL-325) of the entire gate system any time an attempt is made to attach the gate to an automatic gate operator. Ameristar assumes no responsibility for gate installations that fail to utilize the materials provided or meet the applicable safety standards.*

COMMERCIAL ORNAMENTAL ROLL GATES

ROLL GATES WITH 3/4" VERTICAL PICKETS

Classic™ Style Roll Gates



(2-Rail)




(3-Rail)



(3-Rail w/Rings)

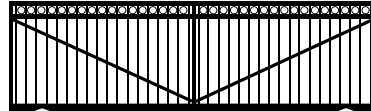
Majestic™ Style Roll Gates



(2-Rail)



(3-Rail)

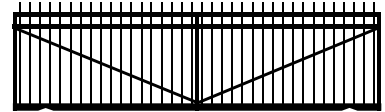


(3-Rail w/Rings)

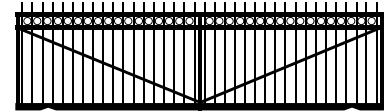
Genesis™ Style Roll Gates



(2-Rail)



(3-Rail)



(3-Rail w/Rings)

SEE WARNING ON PAGE 16-1 REGARDING AUTOMATICALLY OPERATED GATES

Gate Height / Rail Quantity	Gate Opening Range	Actual Out-To-Out	Item Number	Price (Black)	Price (Bronze / Sand / White)	Gate Weight	Supplemental Information		
							Comments	Bays	
4' Tall 2-Rail Standard  NOTE: Rail Spacings Match Montage Plus	4' to 6'	103 3/4"	1 * X 204606R			192	Pickets Face-Welded To Frame	2 Bays 	
	6' to 8'	122 1/4"	1 * X 204608R			214			
	8' to 10'	150"	1 * X 204610R			248			
		10' to 12'	168 1/2"	1 * X 204612R			271	Pickets Face-Welded To Frame	4 Bays 
		12' to 14'	205 1/2"	1 * X 204614R			378		
		14' to 16'	224"	1 * X 204616R			400		
		16' to 18'	242 1/2"	1 * X 204618R			425		
		18' to 20'	279 1/2"	1 * X 204620R			472		
		20' to 22'	298"	1 * X 204622R			494		
		22' to 24'	316 1/2"	1 * X 204624R			519	Pickets Face-Welded To Frame	6 Bays 
		24' to 26'	335"	1 * X 204626R			541		
		26' to 28'	362 3/4"	1 * X 204628R			642		
	28' to 30'	390 1/2"	1 * X 204630R			681			
4' Tall 3-Rail Standard  NOTE: Rail Spacings Match Montage Plus	4' to 6'	103 3/4"	1 * X 304606R			219	Pickets Face-Welded To Frame	2 Bays 	
	6' to 8'	122 1/4"	1 * X 304608R			245			
	8' to 10'	150"	1 * X 304610R			286			
		10' to 12'	168 1/2"	1 * X 304612R			314	Pickets Face-Welded To Frame	4 Bays 
		12' to 14'	205 1/2"	1 * X 304614R			430		
		14' to 16'	224"	1 * X 304616R			457		
		16' to 18'	242 1/2"	1 * X 304618R			487		
		18' to 20'	279 1/2"	1 * X 304620R			543		
		20' to 22'	298"	1 * X 304622R			569		
		22' to 24'	316 1/2"	1 * X 304624R			600	Pickets Face-Welded To Frame	6 Bays 
		24' to 26'	335"	1 * X 304626R			626		
		26' to 28'	362 3/4"	1 * X 304628R			735		
	28' to 30'	390 1/2"	1 * X 304630R			780			
	30' to 32'	418 1/4"	1 * X 304632R			826			
	32' to 35'	446"	1 * X 304635R			865			










X = COLOR SELECTION: B = BLACK / N = BRONZE / S = DESERT SAND / W = WHITE  
 \* = STYLE SELECTION: C = CLASSIC / M = MAJESTIC / G = GENESIS

NOTE: Prices do not include hardware or posts. See Page 16-18 for hardware; see POST Section for appropriate posts.

COMMERCIAL ORNAMENTAL ROLL GATES

ROLL GATES WITH 3/4" VERTICAL PICKETS

SEE WARNING ON PAGE 16-1 REGARDING AUTOMATICALLY OPERATED GATES

Gate Height / Rail Quantity	Gate Opening Range	Actual Out-To-Out	Item Number	Price (Black)	Price (Bronze / Sand / White)	Gate Weight	Supplemental Information		
							Comments	Bays	
<b>4' Tall 3-Rail W/Rings</b>  NOTE: Rail Spacings Match Montage Plus	4' to 6'	103 3/4"	1 * X 304606RR			226	Pickets Face-Welded To Frame	2 Bays	
	6' to 8'	122 3/4"	1 * X 304608RR			254			
	8' to 10'	150"	1 * X 304610RR			297			
	10' to 12'	168 1/2"	1 * X 304612RR			327	Pickets Face-Welded To Frame	4 Bays	
	12' to 14'	205 1/2"	1 * X 304614RR			446			
	14' to 16'	224"	1 * X 304616RR			473			
	16' to 18'	242 1/2"	1 * X 304618RR			505			
	18' to 20'	279 1/2"	1 * X 304620RR			564			
	20' to 22'	298"	1 * X 304622RR			592			
	22' to 24'	316 1/2"	1 * X 304624RR			623			
	24' to 26'	335"	1 * X 304626RR			651	Pickets Face-Welded To Frame	6 Bays	
	26' to 28'	362 3/4"	1 * X 304628RR			762			
28' to 30'	390 1/2"	1 * X 304630RR			809				
30' to 32'	418 1/4"	1 * X 304632RR			857				
32' to 35'	446"	1 * X 304635RR			899				
<b>5' Tall 2-Rail Standard</b>  NOTE: Rail Spacings Match Montage Plus	4' to 6'	103 3/4"	1 * X 205806R			219	Pickets Face-Welded To Frame	2 Bays	
	6' to 8'	122 3/4"	1 * X 205808R			243			
	8' to 10'	150"	1 * X 205810R			281			
	10' to 12'	168 1/2"	1 * X 205812R			306	Pickets Face-Welded To Frame	4 Bays	
	12' to 14'	205 1/2"	1 * X 205814R			428			
	14' to 16'	224"	1 * X 205816R			452			
	16' to 18'	242 1/2"	1 * X 205818R			479			
	18' to 20'	279 1/2"	1 * X 205820R			531			
	20' to 22'	298"	1 * X 205822R			555			
	22' to 24'	316 1/2"	1 * X 205824R			582	Pickets Face-Welded To Frame	6 Bays	
	24' to 26'	335"	1 * X 205826R			606			
	26' to 28'	362 3/4"	1 * X 205828R			721			
28' to 30'	390 1/2"	1 * X 205830R			763				
30' to 32'	418 1/4"	1 * X 205832R			805				
32' to 35'	446"	1 * X 205835R			841				
<b>5' Tall 3-Rail Standard</b>  NOTE: Rail Spacings Match Montage Plus	4' to 6'	103 3/4"	1 * X 305806R			245	Pickets Face-Welded To Frame	2 Bays	
	6' to 8'	122 3/4"	1 * X 305808R			274			
	8' to 10'	150"	1 * X 305810R			319			
	10' to 12'	168 1/2"	1 * X 305812R			349	Pickets Face-Welded To Frame	4 Bays	
	12' to 14'	205 1/2"	1 * X 305814R			480			
	14' to 16'	224"	1 * X 305816R			509			
	16' to 18'	242 1/2"	1 * X 305818R			541			
	18' to 20'	279 1/2"	1 * X 305820R			602			
	20' to 22'	298"	1 * X 305822R			630			
	22' to 24'	316 1/2"	1 * X 305824R			663	Pickets Face-Welded To Frame	6 Bays	
	24' to 26'	335"	1 * X 305826R			691			
	26' to 28'	362 3/4"	1 * X 305828R			813			
28' to 30'	390 1/2"	1 * X 305830R			862				
30' to 32'	418 1/4"	1 * X 305832R			911				
32' to 35'	446"	1 * X 305835R			954				







X = COLOR SELECTION: B=BLACK / N=BRONZE / S=DESERT SAND / W=WHITE  
 \* = STYLE SELECTION: C=CLASSIC / M=MAJESTIC / G=GENESIS

NOTE: Prices do not include hardware or posts. See Page 16-18 for hardware; see POST Section for appropriate posts.

COMMERCIAL ORNAMENTAL ROLL GATES

ROLL GATES WITH 3/4" VERTICAL PICKETS

SEE WARNING ON PAGE 16-1 REGARDING AUTOMATICALLY OPERATED GATES

Gate Height / Rail Quantity	Gate Opening Range	Actual Out-To-Out	Item Number	Price (Black)	Price (Bronze / Sand / White)	Gate Weight	Supplemental Information			
							Comments	Bays		
5' Tall 3-Rail W/Rings  NOTE: Rail Spacings Match Montage Plus	4' to 6'	103 3/4"	1 * X 305806RR			253	Pickets Face-Welded To Frame	2 Bays		
	6' to 8'	122 3/4"	1 * X 305808RR			283				
	8' to 10'	150"	1 * X 305810RR			330				
		10' to 12'	168 1/2"	1 * X 305812RR			362	Pickets Face-Welded To Frame	4 Bays	
		12' to 14'	205 1/2"	1 * X 305814RR			496			
		14' to 16'	224"	1 * X 305816RR			526			
		16' to 18'	242 1/2"	1 * X 305818RR			559			
		18' to 20'	279 1/2"	1 * X 305820RR			623			
		20' to 22'	298"	1 * X 305822RR			653			
		22' to 24'	316 1/2"	1 * X 305824RR			687			
		24' to 26'	335"	1 * X 305826RR			717			
		26' to 28'	362 3/4"	1 * X 305828RR			841			
	28' to 30'	390 1/2"	1 * X 305830RR			891				
	30' to 32'	418 1/4"	1 * X 305832RR			942				
	32' to 35'	446"	1 * X 305835RR			987	6 Bays			
6' Tall 2-Rail Standard  NOTE: Rail Spacings Match Montage Plus	4' to 6'	103 3/4"	1 * X 207006R			246	Pickets Face-Welded To Frame	2 Bays		
	6' to 8'	122 3/4"	1 * X 207008R			273				
	8' to 10'	150"	1 * X 207010R			314				
		10' to 12'	168 1/2"	1 * X 207012R			341	Pickets Face-Welded To Frame	4 Bays	
		12' to 14'	205 1/2"	1 * X 207014R			479			
		14' to 16'	224"	1 * X 207016R			505			
		16' to 18'	242 1/2"	1 * X 207018R			534			
		18' to 20'	279 1/2"	1 * X 207020R			590			
		20' to 22'	298"	1 * X 207022R			617			
		22' to 24'	316 1/2"	1 * X 207024R			646			
		24' to 26'	335"	1 * X 207026R			673			
		26' to 28'	362 3/4"	1 * X 207028R			802			
	28' to 30'	390 1/2"	1 * X 207030R			846				
	30' to 32'	418 1/4"	1 * X 207032R			891				
	32' to 35'	446"	1 * X 207035R			931	6 Bays			
6' Tall 3-Rail Standard  NOTE: Rail Spacings Match Montage Plus	4' to 6'	103 3/4"	1 * X 307006R			273	Pickets Face-Welded To Frame	2 Bays		
	6' to 8'	122 3/4"	1 * X 307008R			304				
	8' to 10'	150"	1 * X 307010R			352				
		10' to 12'	168 1/2"	1 * X 307012R			384	Pickets Face-Welded To Frame	4 Bays	
		12' to 14'	205 1/2"	1 * X 307014R			531			
		14' to 16'	224"	1 * X 307016R			562			
		16' to 18'	242 1/2"	1 * X 307018R			596			
		18' to 20'	279 1/2"	1 * X 307020R			661			
		20' to 22'	298"	1 * X 307022R			692			
		22' to 24'	316 1/2"	1 * X 307024R			727			
		24' to 26'	335"	1 * X 307026R			758			
		26' to 28'	362 3/4"	1 * X 307028R			894			
	28' to 30'	390 1/2"	1 * X 307030R			945				
	30' to 32'	418 1/4"	1 * X 307032R			997				
	32' to 35'	446"	1 * X 307035R			1044	6 Bays			

X = COLOR SELECTION: B=BLACK / N=BRONZE / S=DESERT SAND / W=WHITE  
 \* = STYLE SELECTION: C=CLASSIC / M=MAJESTIC / G=GENESIS

NOTE: Prices do not include hardware or posts. See Page 16-18 for hardware; see POST Section for appropriate posts.

COMMERCIAL ORNAMENTAL ROLL GATES

ROLL GATES WITH 3/4" VERTICAL PICKETS

SEE WARNING ON PAGE 16-1 REGARDING AUTOMATICALLY OPERATED GATES

Gate Height / Rail Quantity	Gate Opening Range	Actual Out-To-Out	Item Number	Price (Black)	Price (Bronze / Sand / White)	Gate Weight	Supplemental Information		
							Comments	Bays	
6' Tall 3-Rail W/Rings  NOTE: Rail Spacings Match Montage Plus	4' to 6'	103 3/4"	1 * X 307006RR			280	Pickets Face-Welded To Frame	2 Bays	
	6' to 8'	122 1/4"	1 * X 307008RR			313			
	8' to 10'	150"	1 * X 307010RR			363			
		10' to 12'	168 1/2"	1 * X 307012RR			397	Pickets Face-Welded To Frame	4 Bays
		12' to 14'	205 1/2"	1 * X 307014RR			546		
		14' to 16'	224"	1 * X 307016RR			579		
		16' to 18'	242 1/2"	1 * X 307018RR			614		
		18' to 20'	279 1/2"	1 * X 307020RR			682		
		20' to 22'	298"	1 * X 307022RR			715		
		22' to 24'	316 1/2"	1 * X 307024RR			751	Pickets Face-Welded To Frame	6 Bays
		24' to 26'	335"	1 * X 307026RR			783		
		26' to 28'	362 3/4"	1 * X 307028RR			921		
	28' to 30'	390 1/2"	1 * X 307030RR			975			
	30' to 32'	418 1/4"	1 * X 307032RR			1029			
	32' to 35'	446"	1 * X 307035RR			1078			
7' Tall 3-Rail Standard  NOTE: Rail Spacings Match Montage Plus	4' to 6'	103 3/4"	1 * X 308206R			300	Pickets Face-Welded To Frame	2 Bays	
	6' to 8'	122 1/4"	1 * X 308208R			333			
	8' to 10'	150"	1 * X 308210R			385			
		10' to 12'	168 1/2"	1 * X 308212R			420	Pickets Face-Welded To Frame	4 Bays
		12' to 14'	205 1/2"	1 * X 308214R			582		
		14' to 16'	224"	1 * X 308216R			615		
		16' to 18'	242 1/2"	1 * X 308218R			652		
		18' to 20'	279 1/2"	1 * X 308220R			722		
		20' to 22'	298"	1 * X 308222R			755		
		22' to 24'	316 1/2"	1 * X 308224R			792	Pickets Face-Welded To Frame	6 Bays
		24' to 26'	335"	1 * X 308226R			825		
		26' to 28'	362 3/4"	1 * X 308228R			975		
	28' to 30'	390 1/2"	1 * X 308230R			1030			
	30' to 32'	418 1/4"	1 * X 308232R			1085			
	32' to 35'	446"	1 * X 308235R			1135			
7' Tall 3-Rail W/Rings  NOTE: Rail Spacings Match Montage Plus	4' to 6'	103 3/4"	1 * X 308206RR			308	Pickets Face-Welded To Frame	2 Bays	
	6' to 8'	122 1/4"	1 * X 308208RR			343			
	8' to 10'	150"	1 * X 308210RR			396			
		10' to 12'	168 1/2"	1 * X 308212RR			432	Pickets Face-Welded To Frame	4 Bays
		12' to 14'	205 1/2"	1 * X 308214RR			597		
		14' to 16'	224"	1 * X 308216RR			632		
		16' to 18'	242 1/2"	1 * X 308218RR			670		
		18' to 20'	279 1/2"	1 * X 308220RR			743		
		20' to 22'	298"	1 * X 308222RR			778		
		22' to 24'	316 1/2"	1 * X 308224RR			816	Pickets Face-Welded To Frame	6 Bays
		24' to 26'	335"	1 * X 308226RR			850		
		26' to 28'	362 3/4"	1 * X 308228RR			1002		
	28' to 30'	390 1/2"	1 * X 308230RR			1059			
	30' to 32'	418 1/4"	1 * X 308232RR			1117			
	32' to 35'	446"	1 * X 308235RR			1169			





X = COLOR SELECTION: B=BLACK / N=BRONZE / S=DESERT SAND / W=WHITE  
 \* = STYLE SELECTION: C=CLASSIC / M=MAJESTIC / G=GENESIS





NOTE: Prices do not include hardware or posts. See Page 16-18 for hardware; see POST Section for appropriate posts.



COMMERCIAL ORNAMENTAL ROLL GATES

ROLL GATES WITH 3/4" VERTICAL PICKETS

SEE WARNING ON PAGE 16-1 REGARDING AUTOMATICALLY OPERATED GATES

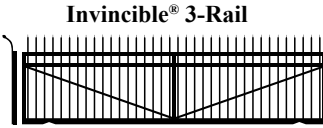
Gate Height / Rail Quantity	Gate Opening Range	Actual Out-To-Out	Item Number	Price (Black)	Price (Bronze / Sand / White)	Gate Weight	Supplemental Information	
							Comments	Bays
<b>8' Tall 3-Rail Standard</b>  NOTE: Rail Spacings Match Montage Plus	4' to 6'	103 3/4"	1 * X 309406R			328	Pickets Face-Welded To Frame	2 Bays 
	6' to 8'	122 1/4"	1 * X 309408R			364		
	8' to 10'	150"	1 * X 309410R			418		
	10' to 12'	168 1/2"	1 * X 309412R			456		
	12' to 14'	205 1/2"	1 * X 309414R			634	Pickets Face-Welded To Frame	4 Bays 
	14' to 16'	224"	1 * X 309416R			670		
	16' to 18'	242 1/2"	1 * X 309418R			708		
	18' to 20'	279 1/2"	1 * X 309420R			783		
	20' to 22'	298"	1 * X 309422R			818	Bolt-On Panels With Face-Welded Pickets	
	22' to 24'	316 1/2"	1 * X 309424R			857		
	24' to 26'	335"	1 * X 309426R			893		
	26' to 28'	362 3/4"	1 * X 309428R			1057		
	28' to 30'	390 1/2"	1 * X 309430R			1115	Bolt-On Panels With Face-Welded Pickets	6 Bays 
	30' to 32'	418 1/4"	1 * X 309432R			1174		
32' to 35'	446"	1 * X 309435R			1228			

<b>8' Tall 3-Rail W/Rings</b>  NOTE: Rail Spacings Match Montage Plus	4' to 6'	103 3/4"	1 * X 309406RR			335	Pickets Face-Welded To Frame	2 Bays 
	6' to 8'	122 1/4"	1 * X 309408RR			373		
	8' to 10'	150"	1 * X 309410RR			430		
	10' to 12'	168 1/2"	1 * X 309412RR			468		
	12' to 14'	205 1/2"	1 * X 309414RR			649	Pickets Face-Welded To Frame	4 Bays 
	14' to 16'	224"	1 * X 309416RR			686		
	16' to 18'	242 1/2"	1 * X 309418RR			726		
	18' to 20'	279 1/2"	1 * X 309420RR			804		
	20' to 22'	298"	1 * X 309422RR			841	Bolt-On Panels With Face-Welded Pickets	
	22' to 24'	316 1/2"	1 * X 309424RR			881		
	24' to 26'	335"	1 * X 309426RR			918		
	26' to 28'	362 3/4"	1 * X 309428RR			1085		
	28' to 30'	390 1/2"	1 * X 309430RR			1145	Bolt-On Panels With Face-Welded Pickets	6 Bays 
	30' to 32'	418 1/4"	1 * X 309432RR			1205		
32' to 35'	446"	1 * X 309435RR			1261			

 X = COLOR SELECTION: B=BLACK / N=BRONZE / S=DESERT SAND / W=WHITE  
 \* = STYLE SELECTION: C=CLASSIC / M=MAJESTIC / G=GENESIS

NOTE: Prices do not include hardware or posts. See Page 16-18 for hardware; see POST Section for appropriate posts.

ROLL GATES WITH 3/4" CURVED PICKETS



SEE WARNING ON PAGE 16-1 REGARDING AUTOMATICALLY OPERATED GATES



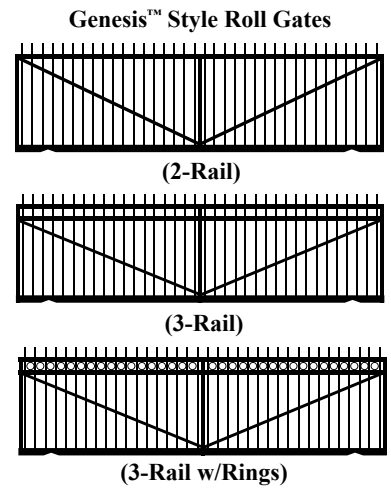
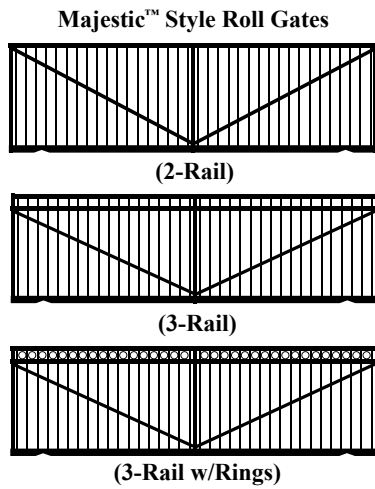
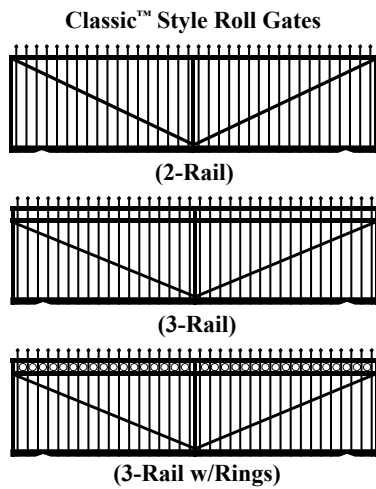
Gate Height / Rail Quantity	Gate Opening Range	Actual Out-To-Out	Item Number	Price (Black)	Price (Bronze / Sand / White)	Gate Weight	Supplemental Information		
							Comments	Bays	
7' Tall 3-Rail Standard  NOTE: Rail Spacings Match Montage Plus	4' to 6'	103 3/4"	11 X 308206R			303	Pickets Face-Welded To Frame	2 Bays [X]	
	6' to 8'	122 1/4"	11 X 308208R			337			
	8' to 10'	150"	11 X 308210R			389			
		10' to 12'	168 1/2"	11 X 308212R			424	Pickets Face-Welded To Frame	
		12' to 14'	205 1/2"	11 X 308214R			587		
		14' to 16'	224"	11 X 308216R			621		
		16' to 18'	242 1/2"	11 X 308218R			658	Bolt-On Panels With Face-Welded Pickets	4 Bays [X][X][X]
		18' to 20'	279 1/2"	11 X 308220R			729		
		20' to 22'	298"	11 X 308222R			763		
		22' to 24'	316 1/2"	11 X 308224R			800	Bolt-On Panels With Face-Welded Pickets	6 Bays [X][X][X][X]
		24' to 26'	335"	11 X 308226R			834		
		26' to 28'	362 3/4"	11 X 308228R			984		
		28' to 30'	390 1/2"	11 X 308230R			1,040	Bolt-On Panels With Face-Welded Pickets	
	30' to 32'	418 1/4"	11 X 308232R			1,096			
	32' to 35'	446"	11 X 308235R			1,147			
7' Tall 3-Rail W/Rings  NOTE: Rail Spacings Match Montage Plus	4' to 6'	103 3/4"	11 X 308206RR			310	Pickets Face-Welded To Frame	2 Bays [X]	
	6' to 8'	122 1/4"	11 X 308208RR			346			
	8' to 10'	150"	11 X 308210RR			400			
		10' to 12'	168 1/2"	11 X 308212RR			437	Pickets Face-Welded To Frame	
		12' to 14'	205 1/2"	11 X 308214RR			603		
		14' to 16'	224"	11 X 308216RR			638		
		16' to 18'	242 1/2"	11 X 308218RR			676	Bolt-On Panels With Face-Welded Pickets	4 Bays [X][X][X]
		18' to 20'	279 1/2"	11 X 308220RR			750		
		20' to 22'	298"	11 X 308222RR			785		
		22' to 24'	316 1/2"	11 X 308224RR			824	Bolt-On Panels With Face-Welded Pickets	6 Bays [X][X][X][X]
		24' to 26'	335"	11 X 308226RR			859		
		26' to 28'	362 3/4"	11 X 308228RR			1,012		
		28' to 30'	390 1/2"	11 X 308230RR			1,069	Bolt-On Panels With Face-Welded Pickets	
	30' to 32'	418 1/4"	11 X 308232RR			1,127			
	32' to 35'	446"	11 X 308235RR			1,180			
8' Tall 3-Rail Standard  NOTE: Rail Spacings Match Montage Plus	4' to 6'	103 3/4"	11 X 309406R			330	Pickets Face-Welded To Frame	2 Bays [X]	
	6' to 8'	122 1/4"	11 X 309408R			367			
	8' to 10'	150"	11 X 309410R			422			
		10' to 12'	168 1/2"	11 X 309412R			460	Pickets Face-Welded To Frame	
		12' to 14'	205 1/2"	11 X 309414R			639		
		14' to 16'	224"	11 X 309416R			675		
		16' to 18'	242 1/2"	11 X 309418R			714	Bolt-On Panels With Face-Welded Pickets	4 Bays [X][X][X]
		18' to 20'	279 1/2"	11 X 309420R			790		
		20' to 22'	298"	11 X 309422R			826		
		22' to 24'	316 1/2"	11 X 309424R			865	Bolt-On Panels With Face-Welded Pickets	6 Bays [X][X][X][X]
		24' to 26'	335"	11 X 309426R			902		
		26' to 28'	362 3/4"	11 X 309428R			1,067		
		28' to 30'	390 1/2"	11 X 309430R			1,125	Bolt-On Panels With Face-Welded Pickets	
	30' to 32'	418 1/4"	11 X 309432R			1,185			
	32' to 35'	446"	11 X 309435R			1,239			
8' Tall 3-Rail W/Rings  NOTE: Rail Spacings Match Montage Plus	4' to 6'	103 3/4"	11 X 309406RR			338	Pickets Face-Welded To Frame	2 Bays [X]	
	6' to 8'	122 1/4"	11 X 309408RR			376			
	8' to 10'	150"	11 X 309410RR			433			
		10' to 12'	168 1/2"	11 X 309412RR			472	Pickets Face-Welded To Frame	
		12' to 14'	205 1/2"	11 X 309414RR			654		
		14' to 16'	224"	11 X 309416RR			692		
		16' to 18'	242 1/2"	11 X 309418RR			732	Bolt-On Panels With Face-Welded Pickets	4 Bays [X][X][X]
		18' to 20'	279 1/2"	11 X 309420RR			811		
		20' to 22'	298"	11 X 309422RR			848		
		22' to 24'	316 1/2"	11 X 309424RR			889	Bolt-On Panels With Face-Welded Pickets	6 Bays [X][X][X][X]
		24' to 26'	335"	11 X 309426RR			927		
		26' to 28'	362 3/4"	11 X 309428RR			1,094		
		28' to 30'	390 1/2"	11 X 309430RR			1,155	Bolt-On Panels With Face-Welded Pickets	
	30' to 32'	418 1/4"	11 X 309432RR			1,216			
	32' to 35'	446"	11 X 309435RR			1,273			

NOTE: Prices do not include hardware or posts. See Page 16-18 for hardware; see POST Section for appropriate posts.

X = COLOR SELECTION: B=BLACK /N=BRONZE /S=DESERT SAND /W=WHITE

INDUSTRIAL ORNAMENTAL ROLL GATES

ROLL GATES WITH 1" VERTICAL PICKETS



SEE WARNING ON PAGE 16-1 REGARDING AUTOMATICALLY OPERATED GATES

Gate Height / Rail Quantity	Gate Opening Range	Actual Out-To-Out	Item Number	Price (Black)	Price (Bronze / Sand / White)	Gate Weight	Supplemental Information			
							Comments	Bays		
4' Tall 2-Rail Standard  NOTE: Rail Spacings Match Montage II	4' to 6'	97"	2 * X 204606R			200	Pickets Face-Welded To Frame	2 Bays 		
	6' to 8'	125½"	2 * X 204608R			243				
	8' to 10'	144½"	2 * X 204610R			273				
	10' to 12'	173"	2 * X 204612R			317				
	12' to 14'	192"	2 * X 204614R			386				
	14' to 16'	230"	2 * X 204616R			444				
	16' to 18'	249"	2 * X 204618R			473	Pickets Face-Welded To Frame	4 Bays 		
	18' to 20'	287"	2 * X 204620R			532				
	20' to 22'	306"	2 * X 204622R			561				
	22' to 24'	325"	2 * X 204624R			591				
	24' to 26'	344"	2 * X 204626R			621				
	26' to 28'	372½"	2 * X 204628R			703				
28' to 31'	429½"	2 * X 204631R			791	Pickets Face-Welded To Frame	6 Bays 			
31' to 35'	458"	2 * X 204635R			895					
4' to 6'	97"	2 * X 304606R			224			Pickets Face-Welded To Frame	2 Bays 	
4' Tall 3-Rail Standard  NOTE: Rail Spacings Match Montage II	6' to 8'	125½"	2 * X 304608R			275				
	8' to 10'	144½"	2 * X 304610R			309				
	10' to 12'	173"	2 * X 304612R			361				
	12' to 14'	192"	2 * X 304614R			435				
	14' to 16'	230"	2 * X 304616R			502				
	16' to 18'	249"	2 * X 304618R			536	Pickets Face-Welded To Frame			4 Bays 
	18' to 20'	287"	2 * X 304620R			605				
	20' to 22'	306"	2 * X 304622R			639				
	22' to 24'	325"	2 * X 304624R			674				
	24' to 26'	344"	2 * X 304626R			708				
	26' to 28'	372½"	2 * X 304628R			797				
	28' to 31'	429½"	2 * X 304631R			900	Pickets Face-Welded To Frame	6 Bays 		
31' to 35'	458"	2 * X 304635R			1015					













X = COLOR SELECTION: B = BLACK / N = BRONZE / S = DESERT SAND / W = WHITE  
 \* = STYLE SELECTION: C = CLASSIC / M = MAJESTIC / G = GENESIS

NOTE: Prices do not include hardware or posts. See Page 16-18 for hardware; see POST Section for appropriate posts.

INDUSTRIAL ORNAMENTAL ROLL GATES

ROLL GATES WITH 1" VERTICAL PICKETS

SEE WARNING ON PAGE 16-1 REGARDING AUTOMATICALLY OPERATED GATES

Gate Height / Rail Quantity	Gate Opening Range	Actual Out-To-Out	Item Number	Price (Black)	Price (Bronze / Sand / White)	Gate Weight	Supplemental Information			
							Comments	Bays		
4' Tall 3-Rail W/Rings  NOTE: Rail Spacings Match Montage II Ring Panels	4' to 6'	97"	2 * X 304606RR			231	Pickets Face-Welded To Frame	2 Bays 		
	6' to 8'	125½"	2 * X 304608RR			284				
	8' to 10'	144½"	2 * X 304610RR			320				
		10' to 12'	173"	2 * X 304612RR			374	Pickets Face-Welded To Frame	4 Bays 	
		12' to 14'	192"	2 * X 304614RR			449			
		14' to 16'	230"	2 * X 304616RR			519			
		16' to 18'	249"	2 * X 304618RR			555			
		18' to 20'	287"	2 * X 304620RR			626			
		20' to 22'	306"	2 * X 304622RR			662			
		22' to 24'	325"	2 * X 304624RR			697	Pickets Face-Welded To Frame	6 Bays 	
		24' to 26'	344"	2 * X 304626RR			733			
		26' to 28'	372½"	2 * X 304628RR			825			
		28' to 31'	429½"	2 * X 304631RR			932	Pickets Face-Welded To Frame	6 Bays 	
	31' to 35'	458"	2 * X 304635RR			1055				
5' Tall 2-Rail Standard  NOTE: Rail Spacings Match Montage II	4' to 6'	97"	2 * X 205806R			230	Pickets Face-Welded To Frame			2 Bays 
	6' to 8'	125½"	2 * X 205808R			278				
	8' to 10'	144½"	2 * X 205810R			310				
		10' to 12'	173"	2 * X 205812R			359	Pickets Face-Welded To Frame	4 Bays 	
		12' to 14'	192"	2 * X 205814R			443			
		14' to 16'	230"	2 * X 205816R			507			
		16' to 18'	249"	2 * X 205818R			539			
		18' to 20'	287"	2 * X 205820R			604			
		20' to 22'	306"	2 * X 205822R			636			
		22' to 24'	325"	2 * X 205824R			669	Pickets Face-Welded To Frame	6 Bays 	
		24' to 26'	344"	2 * X 205826R			701			
		26' to 28'	372½"	2 * X 205828R			800			
		28' to 31'	429½"	2 * X 205831R			897	Pickets Face-Welded To Frame	6 Bays 	
	31' to 35'	458"	2 * X 205835R			1015				
5' Tall 3-Rail Standard  NOTE: Rail Spacings Match Montage II	4' to 6'	97"	2 * X 305806R			254	Pickets Face-Welded To Frame			2 Bays 
	6' to 8'	125½"	2 * X 305808R			310				
	8' to 10'	144½"	2 * X 305810R			347				
		10' to 12'	173"	2 * X 305812R			403	Pickets Face-Welded To Frame	4 Bays 	
		12' to 14'	192"	2 * X 305814R			492			
		14' to 16'	230"	2 * X 305816R			565			
		16' to 18'	249"	2 * X 305818R			602			
		18' to 20'	287"	2 * X 305820R			677			
		20' to 22'	306"	2 * X 305822R			714			
		22' to 24'	325"	2 * X 305824R			751	Pickets Face-Welded To Frame	6 Bays 	
		24' to 26'	344"	2 * X 305826R			789			
		26' to 28'	372½"	2 * X 305828R			895			
		28' to 31'	429½"	2 * X 305831R			1006	Pickets Face-Welded To Frame	6 Bays 	
	31' to 35'	458"	2 * X 305835R			1136				







X = COLOR SELECTION: B=BLACK / N=BRONZE / S=DESERT SAND / W=WHITE  
 \* = STYLE SELECTION: C=CLASSIC / M=MAJESTIC / G=GENESIS



NOTE: Prices do not include hardware or posts. See Page 16-18 for hardware; see POST Section for appropriate posts.

INDUSTRIAL ORNAMENTAL ROLL GATES

ROLL GATES WITH 1" VERTICAL PICKETS

SEE WARNING ON PAGE 16-1 REGARDING AUTOMATICALLY OPERATED GATES

Gate Height / Rail Quantity	Gate Opening Range	Actual Out-To-Out	Item Number	Price (Black)	Price (Bronze / Sand / White)	Gate Weight	Supplemental Information	
							Comments	Bays
<b>5' Tall 3-Rail W/Rings</b>  NOTE: Rail Spacings Match Montage II Ring Panels	4' to 6'	97"	2 * X 305806RR			261	Pickets Face-Welded To Frame	2 Bays
	6' to 8'	125½"	2 * X 305808RR			319		
	8' to 10'	144½"	2 * X 305810RR			357		
	10' to 12'	173"	2 * X 305812RR			416	Pickets Face-Welded To Frame	
	12' to 14'	192"	2 * X 305814RR			506		
	14' to 16'	230"	2 * X 305816RR			582		
	16' to 18'	249"	2 * X 305818RR			620		
	18' to 20'	287"	2 * X 305820RR			698		
	20' to 22'	306"	2 * X 305822RR			736		
	22' to 24'	325"	2 * X 305824RR			775	Pickets Face-Welded To Frame	6 Bays
	24' to 26'	344"	2 * X 305826RR			814		
	26' to 28'	372½"	2 * X 305828RR			922		
28' to 31'	429½"	2 * X 305831RR			1038	Pickets Face-Welded To Frame		
31' to 35'	458"	2 * X 305835RR			1175			
<b>6' Tall 2-Rail Standard</b>  NOTE: Rail Spacings Match Montage II	4' to 6'	97"	2 * X 207006R			260	Pickets Face-Welded To Frame	2 Bays
	6' to 8'	125½"	2 * X 207008R			313		
	8' to 10'	144½"	2 * X 207010R			348		
	10' to 12'	173"	2 * X 207012R			401	Pickets Face-Welded To Frame	
	12' to 14'	192"	2 * X 207014R			501		
	14' to 16'	230"	2 * X 207016R			571		
	16' to 18'	249"	2 * X 207018R			606		
	18' to 20'	287"	2 * X 207020R			676		
	20' to 22'	306"	2 * X 207022R			712		
	22' to 24'	325"	2 * X 207024R			748	Pickets Face-Welded To Frame	6 Bays
	24' to 26'	344"	2 * X 207026R			783		
	26' to 28'	372½"	2 * X 207028R			899		
28' to 31'	429½"	2 * X 207031R			1005	Pickets Face-Welded To Frame		
31' to 35'	458"	2 * X 207035R			1135			
<b>6' Tall 3-Rail Standard</b>  NOTE: Rail Spacings Match Montage II	4' to 6'	97"	2 * X 307006R			285	Pickets Face-Welded To Frame	2 Bays
	6' to 8'	125½"	2 * X 307008R			345		
	8' to 10'	144½"	2 * X 307010R			385		
	10' to 12'	173"	2 * X 307012R			445	Pickets Face-Welded To Frame	
	12' to 14'	192"	2 * X 307014R			550		
	14' to 16'	230"	2 * X 307016R			629		
	16' to 18'	249"	2 * X 307018R			669		
	18' to 20'	287"	2 * X 307020R			749		
	20' to 22'	306"	2 * X 307022R			790		
	22' to 24'	325"	2 * X 307024R			830	Pickets Face-Welded To Frame	6 Bays
	24' to 26'	344"	2 * X 307026R			871		
	26' to 28'	372½"	2 * X 307028R			994		
28' to 31'	429½"	2 * X 307031R			1114	Pickets Face-Welded To Frame		
31' to 35'	458"	2 * X 307035R			1258			










 X = COLOR SELECTION: B=BLACK / N=BRONZE / S=DESERT SAND / W=WHITE  
 \* = STYLE SELECTION: C=CLASSIC / M=MAJESTIC / G=GENESIS

NOTE: Prices do not include hardware or posts. See Page 16-18 for hardware; see POST Section for appropriate posts.

INDUSTRIAL ORNAMENTAL ROLL GATES

ROLL GATES WITH 1" VERTICAL PICKETS

SEE WARNING ON PAGE 16-1 REGARDING AUTOMATICALLY OPERATED GATES

Gate Height / Rail Quantity	Gate Opening Range	Actual Out-To-Out	Item Number	Price (Black)	Price (Bronze / Sand / White)	Gate Weight	Supplemental Information		
							Comments	Bays	
6' Tall 3-Rail W/Rings  NOTE: Rail Spacings Match Montage II Ring Panels	4' to 6'	97"	2 * X 307006RR			292	Pickets Face-Welded To Frame	2 Bays 	
	6' to 8'	125½"	2 * X 307008RR			354			
	8' to 10'	144½"	2 * X 307010RR			395			
		10' to 12'	173"	2 * X 307012RR			458	Pickets Face-Welded To Frame	4 Bays 
		12' to 14'	192"	2 * X 307014RR			564		
		14' to 16'	230"	2 * X 307016RR			646		
		16' to 18'	249"	2 * X 307018RR			687		
		18' to 20'	287"	2 * X 307020RR			770		
		20' to 22'	306"	2 * X 307022RR			812		
		22' to 24'	325"	2 * X 307024RR			854	Pickets Face-Welded To Frame	6 Bays 
		24' to 26'	344"	2 * X 307026RR			896		
		26' to 28'	372½"	2 * X 307028RR			1021		
		28' to 31'	429½"	2 * X 307031RR			1146		
	31' to 35'	458"	2 * X 307035RR			1295			
7' Tall 2-Rail Standard  NOTE: Rail Spacings Match Montage II	4' to 6'	97"	2 * X 208206R			291	Pickets Face-Welded To Frame	2 Bays 	
	6' to 8'	125½"	2 * X 208208R			348			
	8' to 10'	144½"	2 * X 208210R			386			
		10' to 12'	173"	2 * X 208212R			444	Pickets Face-Welded To Frame	4 Bays 
		12' to 14'	192"	2 * X 208214R			559		
		14' to 16'	230"	2 * X 208216R			635		
		16' to 18'	249"	2 * X 208218R			673		
		18' to 20'	287"	2 * X 208220R			750		
		20' to 22'	306"	2 * X 208222R			789		
		22' to 24'	325"	2 * X 208224R			827	Pickets Face-Welded To Frame	6 Bays 
		24' to 26'	344"	2 * X 208226R			866		
		26' to 28'	372½"	2 * X 208228R			999		
		28' to 31'	429½"	2 * X 208231R			1114		
	31' to 35'	458"	2 * X 208235R			1258			
7' Tall 3-Rail Standard  NOTE: Rail Spacings Match Montage II	4' to 6'	97"	2 * X 308206R			316	Pickets Face-Welded To Frame	2 Bays 	
	6' to 8'	125½"	2 * X 308208R			380			
	8' to 10'	144½"	2 * X 308210R			423			
		10' to 12'	173"	2 * X 308212R			488	Pickets Face-Welded To Frame	4 Bays 
		12' to 14'	192"	2 * X 308214R			608		
		14' to 16'	230"	2 * X 308216R			694		
		16' to 18'	249"	2 * X 308218R			737		
		18' to 20'	287"	2 * X 308220R			823		
		20' to 22'	306"	2 * X 308222R			866		
		22' to 24'	325"	2 * X 308224R			910	Pickets Face-Welded To Frame	6 Bays 
		24' to 26'	344"	2 * X 308226R			953		
		26' to 28'	372½"	2 * X 308228R			1093		
		28' to 31'	429½"	2 * X 308231R			1223		
	31' to 35'	458"	2 * X 308235R			1381			

X = COLOR SELECTION: B=BLACK / N=BRONZE / S=DESERT SAND / W=WHITE  
 \* = STYLE SELECTION: C=CLASSIC / M=MAJESTIC / G=GENESIS

NOTE: Prices do not include hardware or posts. See Page 16-18 for hardware; see POST Section for appropriate posts.

INDUSTRIAL ORNAMENTAL ROLL GATES

ROLL GATES WITH 1" VERTICAL PICKETS

SEE WARNING ON PAGE 16-1 REGARDING AUTOMATICALLY OPERATED GATES

Gate Height / Rail Quantity	Gate Opening Range	Actual Out-To-Out	Item Number	Price (Black)	Price (Bronze / Sand / White)	Gate Weight	Supplemental Information		
							Comments	Bays	
7' Tall 3-Rail W/Rings  NOTE: Rail Spacings Match Montage II Ring Panels	4' to 6'	97"	2 * X 308206RR			323	Pickets Face-Welded To Frame	2 Bays ☒	
	6' to 8'	125½"	2 * X 308208RR			389			
	8' to 10'	144½"	2 * X 308210RR			434			
		10' to 12'	173"	2 * X 308212RR			501	Pickets Face-Welded To Frame	4 Bays ☒☒☒☒
		12' to 14'	192"	2 * X 308214RR			622		
		14' to 16'	230"	2 * X 308216RR			710		
		16' to 18'	249"	2 * X 308218RR			755		
		18' to 20'	287"	2 * X 308220RR			844		
		20' to 22'	306"	2 * X 308222RR			889		
		22' to 24'	325"	2 * X 308224RR			934	Pickets Face-Welded To Frame	6 Bays ☒☒☒☒☒☒
		24' to 26'	344"	2 * X 308226RR			978		
		26' to 28'	372½"	2 * X 308228RR			1121		
		28' to 31'	429½"	2 * X 308231RR			1254		
	31' to 35'	458"	2 * X 308235RR			1416			
8' Tall 2-Rail Standard  NOTE: Rail Spacings Match Montage II	4' to 6'	97"	2 * X 209406R			322	Pickets Face-Welded To Frame	2 Bays ☒	
	6' to 8'	125½"	2 * X 209408R			384			
	8' to 10'	144½"	2 * X 209410R			425			
		10' to 12'	173"	2 * X 209412R			487	Pickets Face-Welded To Frame	4 Bays ☒☒☒☒
		12' to 14'	192"	2 * X 209414R			618		
		14' to 16'	230"	2 * X 209416R			700		
		16' to 18'	249"	2 * X 209418R			741		
		18' to 20'	287"	2 * X 209420R			824		
		20' to 22'	306"	2 * X 209422R			866		
		22' to 24'	325"	2 * X 209424R			907	Bolt-On Panels With Face-Welded Pickets	6 Bays ☒☒☒☒☒☒
		24' to 26'	344"	2 * X 209426R			949		
		26' to 28'	372½"	2 * X 209428R			1099		
		28' to 31'	429½"	2 * X 209431R			1223		
	31' to 35'	458"	2 * X 209435R			1381			
8' Tall 3-Rail Standard  NOTE: Rail Spacings Match Montage II	4' to 6'	97"	2 * X 309406R			347	Pickets Face-Welded To Frame	2 Bays ☒	
	6' to 8'	125½"	2 * X 309408R			415			
	8' to 10'	144½"	2 * X 309410R			462			
		10' to 12'	173"	2 * X 309412R			531	Pickets Face-Welded To Frame	4 Bays ☒☒☒☒
		12' to 14'	192"	2 * X 309414R			667		
		14' to 16'	230"	2 * X 309416R			759		
		16' to 18'	249"	2 * X 309418R			805		
		18' to 20'	287"	2 * X 309420R			897		
		20' to 22'	306"	2 * X 309422R			943		
		22' to 24'	325"	2 * X 309424R			990	Bolt-On Panels With Face-Welded Pickets	6 Bays ☒☒☒☒☒☒
		24' to 26'	344"	2 * X 309426R			1036		
		26' to 28'	372½"	2 * X 309428R			1194		
		28' to 31'	429½"	2 * X 309431R			1332		
	31' to 35'	458"	2 * X 309435R			1505			
8' Tall 3-Rail W/Rings  NOTE: Rail Spacings Match Montage II Ring Panels	4' to 6'	97"	2 * X 309406RR			354	Pickets Face-Welded To Frame	2 Bays ☒	
	6' to 8'	125½"	2 * X 309408RR			425			
	8' to 10'	144½"	2 * X 309410RR			472			
		10' to 12'	173"	2 * X 309412RR			544	Pickets Face-Welded To Frame	4 Bays ☒☒☒☒
		12' to 14'	192"	2 * X 309414RR			681		
		14' to 16'	230"	2 * X 309416RR			775		
		16' to 18'	249"	2 * X 309418RR			823		
		18' to 20'	287"	2 * X 309420RR			918		
		20' to 22'	306"	2 * X 309422RR			966		
		22' to 24'	325"	2 * X 309424RR			1014	Bolt-On Panels With Face-Welded Pickets	6 Bays ☒☒☒☒☒☒
		24' to 26'	344"	2 * X 309426RR			1062		
		26' to 28'	372½"	2 * X 309428RR			1221		
		28' to 31'	429½"	2 * X 309431RR			1364		
	31' to 35'	458"	2 * X 309435RR			1540			

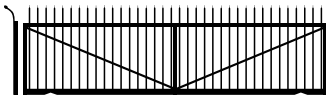
X = COLOR SELECTION: B = BLACK / N = BRONZE / S = DESERT SAND / W = WHITE  
 \* = STYLE SELECTION: C = CLASSIC / M = MAJESTIC / G = GENESIS

NOTE: Prices do not include hardware or posts. See Page 16-18 for hardware; see POST Section for appropriate posts.

INDUSTRIAL ORNAMENTAL ROLL GATES

ROLL GATES WITH 1" CURVED PICKETS


Invincible® 2-Rail



Invincible® 3-Rail



Invincible® 3-Rail w/Rings



SEE WARNING ON PAGE 16-1 REGARDING AUTOMATICALLY OPERATED GATES

Gate Height / Rail Quantity	Gate Opening Range	Actual Out-To-Out	Item Number	Price (Black)	Price (Bronze / Sand / White)	Gate Weight	Supplemental Information		
							Comments	Bays	
7' Tall 2-Rail Standard  NOTE: Rail Spacings Match Montage II	4' to 6'	97"	2I X 208206R			294	Pickets Face-Welded To Frame	2 Bays 	
	6' to 8'	125½"	2I X 208208R			352			
	8' to 10'	144½"	2I X 208210R			391			
		10' to 12'	173"	2I X 208212R			450	Pickets Face-Welded To Frame	4 Bays 
		12' to 14'	192"	2I X 208214R			566		
		14' to 16'	230"	2I X 208216R			643		
		16' to 18'	249"	2I X 208218R			682	Bolt-On Panels With Face-Welded Pickets	6 Bays 
		18' to 20'	287"	2I X 208220R			760		
		20' to 22'	306"	2I X 208222R			799		
		22' to 24'	325"	2I X 208224R			838	Bolt-On Panels With Face-Welded Pickets	6 Bays 
		24' to 26'	344"	2I X 208226R			981		
		26' to 28'	372½"	2I X 208228R			1011		
		28' to 31'	429½"	2I X 208231R			1142	Bolt-On Panels With Face-Welded Pickets	6 Bays 
	31' to 35'	458"	2I X 208235R			1290			
7' Tall 3-Rail Standard  NOTE: Rail Spacings Match Montage II	4' to 6'	97"	2I X 308206R			319	Pickets Face-Welded To Frame	2 Bays 	
	6' to 8'	125½"	2I X 308208R			384			
	8' to 10'	144½"	2I X 308210R			428			
		10' to 12'	173"	2I X 308212R			494	Pickets Face-Welded To Frame	4 Bays 
		12' to 14'	192"	2I X 308214R			615		
		14' to 16'	230"	2I X 308216R			701		
		16' to 18'	249"	2I X 308218R			745	Bolt-On Panels With Face-Welded Pickets	6 Bays 
		18' to 20'	287"	2I X 308220R			833		
		20' to 22'	306"	2I X 308222R			877		
		22' to 24'	325"	2I X 308224R			921	Bolt-On Panels With Face-Welded Pickets	6 Bays 
		24' to 26'	344"	2I X 308226R			965		
		26' to 28'	372½"	2I X 308228R			1106		
		28' to 31'	429½"	2I X 308231R			1225	Bolt-On Panels With Face-Welded Pickets	6 Bays 
	31' to 35'	458"	2I X 308235R			1425			
7' Tall 3-Rail W/Rings  NOTE: Rail Spacings Match Montage II Ring Panels	4' to 6'	97"	2I X 308206RR			326	Pickets Face-Welded To Frame	2 Bays 	
	6' to 8'	125½"	2I X 308208RR			393			
	8' to 10'	144½"	2I X 308210RR			438			
		10' to 12'	173"	2I X 308212RR			507	Pickets Face-Welded To Frame	4 Bays 
		12' to 14'	192"	2I X 308214RR			629		
		14' to 16'	230"	2I X 308216RR			718		
		16' to 18'	249"	2I X 308218RR			763	Bolt-On Panels With Face-Welded Pickets	6 Bays 
		18' to 20'	287"	2I X 308220RR			854		
		20' to 22'	306"	2I X 308222RR			899		
		22' to 24'	325"	2I X 308224RR			945	Bolt-On Panels With Face-Welded Pickets	6 Bays 
		24' to 26'	344"	2I X 308226RR			990		
		26' to 28'	372½"	2I X 308228RR			1133		
		28' to 31'	429½"	2I X 308231RR			1255	Bolt-On Panels With Face-Welded Pickets	6 Bays 
	31' to 35'	458"	2I X 308235RR			1415			

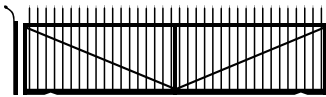
NOTE: Prices do not include hardware or posts. See Page 16-18 for hardware; see POST Section for appropriate posts.

X = COLOR SELECTION: B=BLACK /N=BRONZE /S=DESERT SAND /W=WHITE

INDUSTRIAL ORNAMENTAL ROLL GATES

ROLL GATES WITH 1" CURVED PICKETS


Invincible® 2-Rail



Invincible® 3-Rail



Invincible® 3-Rail w/Rings



SEE WARNING ON PAGE 16-1 REGARDING AUTOMATICALLY OPERATED GATES

Gate Height / Rail Quantity	Gate Opening Range	Actual Out-To-Out	Item Number	Price (Black)	Price (Bronze / Sand / White)	Gate Weight	Supplemental Information		
							Comments	Bays	
<b>8' Tall 2-Rail Standard</b>  NOTE: Rail Spacings Match Montage II	4' to 6'	97"	2I X 209406R			325	Pickets Face-Welded To Frame	2 Bays	
	6' to 8'	125½"	2I X 209408R			388			
	8' to 10'	144½"	2I X 209410R			430			
		10' to 12'	173"	2I X 209412R			493	Pickets Face-Welded To Frame	
		12' to 14'	192"	2I X 209414R			625		
		14' to 16'	230"	2I X 209416R			708		
		16' to 18'	249"	2I X 209418R			750	Bolt-On Panels With Face-Welded Pickets	
		18' to 20'	287"	2I X 209420R			834		
		20' to 22'	306"	2I X 209422R			876		
		22' to 24'	325"	2I X 209424R			918	Bolt-On Panels With Face-Welded Pickets	
		24' to 26'	344"	2I X 209426R			1075		
		26' to 28'	372½"	2I X 209428R			1112		
		28' to 31'	429½"	2I X 209431R			1232	Bolt-On Panels With Face-Welded Pickets	
	31' to 35'	458"	2I X 209435R			1396			
<b>8' Tall 3-Rail Standard</b>  NOTE: Rail Spacings Match Montage II	4' to 6'	97"	2I X 309406R			350	Pickets Face-Welded To Frame	2 Bays	
	6' to 8'	125½"	2I X 309408R			420			
	8' to 10'	144½"	2I X 309410R			466			
		10' to 12'	173"	2I X 309412R			537	Pickets Face-Welded To Frame	
		12' to 14'	192"	2I X 309414R			674		
		14' to 16'	230"	2I X 309416R			766		
		16' to 18'	249"	2I X 309418R			813	Bolt-On Panels With Face-Welded Pickets	
		18' to 20'	287"	2I X 309420R			907		
		20' to 22'	306"	2I X 309422R			954		
		22' to 24'	325"	2I X 309424R			1001	Bolt-On Panels With Face-Welded Pickets	
		24' to 26'	344"	2I X 309426R			1048		
		26' to 28'	372½"	2I X 309428R			1207		
		28' to 31'	429½"	2I X 309431R			1337	Bolt-On Panels With Face-Welded Pickets	
	31' to 35'	458"	2I X 309435R			1498			
<b>8' Tall 3-Rail W/Rings</b>  NOTE: Rail Spacings Match Montage II Ring Panels	4' to 6'	97"	2I X 309406RR			357	Pickets Face-Welded To Frame	2 Bays	
	6' to 8'	125½"	2I X 309408RR			429			
	8' to 10'	144½"	2I X 309410RR			477			
		10' to 12'	173"	2I X 309412RR			550	Pickets Face-Welded To Frame	
		12' to 14'	192"	2I X 309414RR			688		
		14' to 16'	230"	2I X 309416RR			783		
		16' to 18'	249"	2I X 309418RR			831	Bolt-On Panels With Face-Welded Pickets	
		18' to 20'	287"	2I X 309420RR			928		
		20' to 22'	306"	2I X 309422RR			976		
		22' to 24'	325"	2I X 309424RR			1025	Bolt-On Panels With Face-Welded Pickets	
		24' to 26'	344"	2I X 309426RR			1073		
		26' to 28'	372½"	2I X 309428RR			1234		
		28' to 31'	429½"	2I X 309431RR			1367	Bolt-On Panels With Face-Welded Pickets	
	31' to 35'	458"	2I X 309435RR			1545			


NOTE: Prices do not include hardware or posts. See Page 16-18 for hardware; see POST Section for appropriate posts.

X = COLOR SELECTION: B = BLACK / N = BRONZE / S = DESERT SAND / W = WHITE

IMPASSE SECURITY (IS) ROLL GATES

ROLL GATES WITH 2 3/4" VERTICAL SECURITY PALES

Trident™ Style Roll Gates



(2-Rail)

(3-Rail)

Stronghold™ Style Roll Gates



(2-Rail)

(3-Rail)

SEE WARNING ON PAGE 16-1 REGARDING AUTOMATICALLY OPERATED GATES

Gate Height / Rail Quantity	Gate Opening Range	Actual Out-To-Out	Item Number	Price (Black)	Price (Bronze / Sand / White)	Gate Weight	Supplemental Information	
							Comments	Bays
6' Tall 2-Rail Standard	4' to 6'	98"	3 * X 207006R			280	Pickets Face-Welded To Frame	2 Bays ☒
	6' to 8'	122"	3 * X 207008R			328		
	8' to 10'	146"	3 * X 207010R			377		
	10' to 12'	170"	3 * X 207012R			427	Pickets Face-Welded To Frame	4 Bays ☒☒☒☒
	12' to 14'	194"	3 * X 207014R			540		
	14' to 16'	218"	3 * X 207016R			589		
	16' to 18'	242"	3 * X 207018R			637		
	18' to 20'	266"	3 * X 207020R			686		
	20' to 22'	290"	3 * X 207022R			735		
	22' to 24'	314"	3 * X 207024R			785		
24' to 26'	338"	3 * X 207026R			834	Pickets Face-Welded To Frame	6 Bays ☒☒☒☒☒☒	
26' to 28'	362"	3 * X 207028R			946			
28' to 30'	398"	3 * X 207030R			1,020			
30' to 34'	434"	3 * X 207034R			1,156			
6' Tall 3-Rail Standard	4' to 6'	98"	3 * X 307006R			305	Pickets Face-Welded To Frame	2 Bays ☒
	6' to 8'	122"	3 * X 307008R			359		
	8' to 10'	146"	3 * X 307010R			415		
	10' to 12'	170"	3 * X 307012R			470	Pickets Face-Welded To Frame	4 Bays ☒☒☒☒
	12' to 14'	194"	3 * X 307014R			589		
	14' to 16'	218"	3 * X 307016R			644		
	16' to 18'	242"	3 * X 307018R			699		
	18' to 20'	266"	3 * X 307020R			754		
	20' to 22'	290"	3 * X 307022R			809		
	22' to 24'	314"	3 * X 307024R			864		
24' to 26'	338"	3 * X 307026R			920	Pickets Face-Welded To Frame	6 Bays ☒☒☒☒☒☒	
26' to 28'	362"	3 * X 307028R			1,038			
28' to 30'	398"	3 * X 307030R			1,121			
30' to 34'	434"	3 * X 307034R			1,270			
7' Tall 2-Rail Standard	4' to 6'	98"	3 * X 208206R			314	Pickets Face-Welded To Frame	2 Bays ☒
	6' to 8'	122"	3 * X 208208R			367		
	8' to 10'	146"	3 * X 208210R			420		
	10' to 12'	170"	3 * X 208212R			474	Pickets Face-Welded To Frame	4 Bays ☒☒☒☒
	12' to 14'	194"	3 * X 208214R			605		
	14' to 16'	218"	3 * X 208216R			658		
	16' to 18'	242"	3 * X 208218R			711		
	18' to 20'	266"	3 * X 208220R			765		
	20' to 22'	290"	3 * X 208222R			818		
	22' to 24'	314"	3 * X 208224R			872		
24' to 26'	338"	3 * X 208226R			926	Pickets Face-Welded To Frame	6 Bays ☒☒☒☒☒☒	
26' to 28'	362"	3 * X 208228R			1,055			
28' to 30'	398"	3 * X 208230R			1,135			
30' to 34'	434"	3 * X 208234R			1,286			


X = COLOR SELECTION: B = BLACK / N = BRONZE / S = DESERT SAND / W = WHITE  
 \* = STYLE SELECTION: T = TRIDENT / S = STRONGHOLD

NOTE: Prices do not include hardware or posts. See Page 16-18 for hardware; see POST Section for appropriate posts.


IMPASSE SECURITY (IS) ROLL GATES

ROLL GATES WITH 2 3/4" VERTICAL SECURITY PALES

Trident™ Style Roll Gates




(2-Rail)



(3-Rail)

Stronghold™ Style Roll Gates



(2-Rail)



(3-Rail)

SEE WARNING ON PAGE 16-1 REGARDING AUTOMATICALLY OPERATED GATES

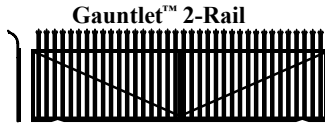
Gate Height / Rail Quantity	Gate Opening Range	Actual Out-To-Out	Item Number	Price (Black)	Price (Bronze / Sand / White)	Gate Weight	Supplemental Information	
							Comments	Bays
7' Tall 3-Rail Standard	4' to 6'	98"	3 * X 308206R			339	Pickets Face-Welded To Frame	2 Bays [X]
	6' to 8'	122"	3 * X 308208R			398		
	8' to 10'	146"	3 * X 308210R			458		
	10' to 12'	170"	3 * X 308212R			518		
	12' to 14'	194"	3 * X 308214R			654	Pickets Face-Welded To Frame	4 Bays [X][X]
	14' to 16'	218"	3 * X 308216R			713		
	16' to 18'	242"	3 * X 308218R			773		
	18' to 20'	266"	3 * X 308220R			832		
	20' to 22'	290"	3 * X 308222R			892		
	22' to 24'	314"	3 * X 308224R			952		
	24' to 26'	338"	3 * X 308226R			1,012		
	26' to 28'	362"	3 * X 308228R			1,147		
28' to 30'	398"	3 * X 308230R			1,237	Pickets Face-Welded To Frame	6 Bays [X][X][X]	
30' to 34'	434"	3 * X 308234R			1,410			
8' Tall 2-Rail Standard	4' to 6'	98"	3 * X 209406R			348	Pickets Face-Welded To Frame	2 Bays [X]
	6' to 8'	122"	3 * X 209408R			406		
	8' to 10'	146"	3 * X 209410R			464		
	10' to 12'	170"	3 * X 209412R			522		
	12' to 14'	194"	3 * X 209414R			670	Bolt-On Panels With Face-Welded Pickets	4 Bays [X][X][X]
	14' to 16'	218"	3 * X 209416R			728		
	16' to 18'	242"	3 * X 209418R			785		
	18' to 20'	266"	3 * X 209420R			843		
	20' to 22'	290"	3 * X 209422R			902		
	22' to 24'	314"	3 * X 209424R			960		
	24' to 26'	338"	3 * X 209426R			1,019		
	26' to 28'	362"	3 * X 209428R			1,165		
28' to 30'	398"	3 * X 209430R			1,252	Bolt-On Panels With Face-Welded Pickets	6 Bays [X][X][X][X]	
30' to 34'	434"	3 * X 209434R			1,420			
8' Tall 3-Rail Standard	4' to 6'	98"	3 * X 309406R			373	Pickets Face-Welded To Frame	2 Bays [X]
	6' to 8'	122"	3 * X 309408R			437		
	8' to 10'	146"	3 * X 309410R			501		
	10' to 12'	170"	3 * X 309412R			565		
	12' to 14'	194"	3 * X 309414R			719	Bolt-On Panels With Face-Welded Pickets	4 Bays [X][X][X]
	14' to 16'	218"	3 * X 309416R			783		
	16' to 18'	242"	3 * X 309418R			847		
	18' to 20'	266"	3 * X 309420R			911		
	20' to 22'	290"	3 * X 309422R			975		
	22' to 24'	314"	3 * X 309424R			1,040		
	24' to 26'	338"	3 * X 309426R			1,105		
	26' to 28'	362"	3 * X 309428R			1,257		
28' to 30'	398"	3 * X 309430R			1,353	Bolt-On Panels With Face-Welded Pickets	6 Bays [X][X][X][X]	
30' to 34'	434"	3 * X 309434R			1,535			

X = COLOR SELECTION: B = BLACK / N = BRONZE / S = DESERT SAND / W = WHITE  
 \* = STYLE SELECTION: T = TRIDENT / S = STRONGHOLD

NOTE: Prices do not include hardware or posts. See Page 16-18 for hardware; see POST Section for appropriate posts.

IMPASSE SECURITY (IS) ROLL GATES

ROLL GATES WITH 2 3/4" CURVED SECURITY PALES



SEE WARNING ON PAGE 16-1  
REGARDING AUTOMATICALLY  
OPERATED GATES



Gate Height / Rail Quantity	Gate Opening Range	Actual Out-To-Out	Item Number	Price (Black)	Price (Bronze / Sand / White)	Gate Weight	Supplemental Information	
							Comments	Bays
7' Tall 2-Rail Standard	4' to 6'	98"	3G X 208206R			318	Pickets Face-Welded To Frame	2 Bays [X]
	6' to 8'	122"	3G X 208208R			372		
	8' to 10'	146"	3G X 208210R			426		
	10' to 12'	170"	3G X 208212R			481	Pickets Face-Welded To Frame	
	12' to 14'	194"	3G X 208214R			613		
	14' to 16'	218"	3G X 208216R			667	Bolt-On Panels With Face-Welded Pickets	4 Bays [X][X][X][X]
	16' to 18'	242"	3G X 208218R			721		
	18' to 20'	266"	3G X 208220R			775		
	20' to 22'	290"	3G X 208222R			830		
	22' to 24'	314"	3G X 208224R			885		
	24' to 26'	338"	3G X 208226R			940	Bolt-On Panels With Face-Welded Pickets	6 Bays [X][X][X][X][X][X]
26' to 28'	362"	3G X 208228R			1,070			
28' to 30'	398"	3G X 208230R			1,151			
30' to 34'	434"	3G X 208234R			1,305			
7' Tall 3-Rail Standard	4' to 6'	98"	3G X 308206R			343		
	6' to 8'	122"	3G X 308208R			403		
	8' to 10'	146"	3G X 308210R			463		
	10' to 12'	170"	3G X 308212R			524	Pickets Face-Welded To Frame	
	12' to 14'	194"	3G X 308214R			662		
	14' to 16'	218"	3G X 308216R			722	Bolt-On Panels With Face-Welded Pickets	4 Bays [X][X][X][X]
	16' to 18'	242"	3G X 308218R			782		
	18' to 20'	266"	3G X 308220R			843		
	20' to 22'	290"	3G X 308222R			904		
	22' to 24'	314"	3G X 308224R			964		
	24' to 26'	338"	3G X 308226R			1,026	Bolt-On Panels With Face-Welded Pickets	6 Bays [X][X][X][X][X][X]
26' to 28'	362"	3G X 308228R			1,162			
28' to 30'	398"	3G X 308230R			1,253			
30' to 34'	434"	3G X 308234R			1,421			
8' Tall 2-Rail Standard	4' to 6'	98"	3G X 209406R			352		
	6' to 8'	122"	3G X 209408R			410		
	8' to 10'	146"	3G X 209410R			469		
	10' to 12'	170"	3G X 209412R			529	Pickets Face-Welded To Frame	
	12' to 14'	194"	3G X 209414R			678		
	14' to 16'	218"	3G X 209416R			736	Bolt-On Panels With Face-Welded Pickets	4 Bays [X][X][X][X]
	16' to 18'	242"	3G X 209418R			795		
	18' to 20'	266"	3G X 209420R			854		
	20' to 22'	290"	3G X 209422R			913		
	22' to 24'	314"	3G X 209424R			973		
	24' to 26'	338"	3G X 209426R			1,032	Bolt-On Panels With Face-Welded Pickets	6 Bays [X][X][X][X][X][X]
26' to 28'	362"	3G X 209428R			1,180			
28' to 30'	398"	3G X 209430R			1,268			
30' to 34'	434"	3G X 209434R			1,440			
8' Tall 3-Rail Standard	4' to 6'	98"	3G X 309406R			377		
	6' to 8'	122"	3G X 309408R			441		
	8' to 10'	146"	3G X 309410R			507		
	10' to 12'	170"	3G X 309412R			572	Pickets Face-Welded To Frame	
	12' to 14'	194"	3G X 309414R			727		
	14' to 16'	218"	3G X 309416R			792	Bolt-On Panels With Face-Welded Pickets	4 Bays [X][X][X][X]
	16' to 18'	242"	3G X 309418R			857		
	18' to 20'	266"	3G X 309420R			922		
	20' to 22'	290"	3G X 309422R			987		
	22' to 24'	314"	3G X 309424R			1,052		
	24' to 26'	338"	3G X 309426R			1,118	Bolt-On Panels With Face-Welded Pickets	6 Bays [X][X][X][X][X][X]
26' to 28'	362"	3G X 309428R			1,272			
28' to 30'	398"	3G X 309430R			1,369			
30' to 34'	434"	3G X 309434R			1,555			

NOTE: Prices do not include hardware or posts. See Page 16-18 for hardware; see POST Section for appropriate posts.

X = COLOR SELECTION: B=BLACK / N=BRONZE / S=DESERT SAND / W=WHITE

For PassPort Roll Gates, posts shall be a minimum of 4" Square x 11 Ga.  
 See Post Section for ordering information on posts.


ITEM DESCRIPTION	PART NUMBER	PRICE EACH	WHEEL QTY	BOX QTY	BOX WEIGHT
PassPort® Gate Kit (for gates under 26' opg)	PGKOD		2	1	35
PassPort® Gate Kit (for gates 26' opg or larger)	PGKOD-3		3	1	40

Roll Gate Hardware Kit includes:

- 2 ea or 3 ea. 6 inch Wheel Kits (including wheels, bearings, spacer bushings, washers, bolts & lock nuts )



- 2 ea - 6 inch Guide Rollers



- 1 ea - Gate Latch

ROLL GATE SPECIFICATION

CONSTRUCTION SPECIFICATION  
SECTION 32 31 00 - ARCHITECTURAL METAL FENCE  
PassPort® PassPort II® and PassPort IS® - Steel Roll Gates

**PART 1 - GENERAL**

**1.01 WORK INCLUDED**

The contractor shall provide all labor, materials and appurtenances necessary for installation of the steel roll gate system defined herein at (specify project site).

**1.02 RELATED WORK**

Section 022\_\_ - Earthwork

Section 030\_\_ - Concrete

**1.03 SYSTEM DESCRIPTION**

The manufacturer shall supply a total roll gate system of Ameristar® (specify product line as PassPort® Commercial Ornamental, PassPort II® Industrial Ornamental or PassPort® IS Security Pale) design series and (specify the style as Classic, Majestic, Genesis, or Invincible for PassPort® or PassPort II® ornamental roll gates or Trident, Stronghold, or Gauntlet for PassPort IS® security roll gates) style. The system shall include all components (i.e., pickets or pales, rails, gate uprights, wheels and hardware) required.

**1.04 QUALITY ASSURANCE**

The contractor shall provide laborers and supervisors who are thoroughly familiar with the type of construction involved and materials and techniques specified.

**1.05 REFERENCES**

*ASTM D523* - Test Method for Specular Glass. *ASTM D822* - Practice for Conducting Tests on Paint and Related Coatings and Materials using Filtered Open-Flame Carbon-Arc Light and Water Exposure Apparatus. *ASTM D1654* - Test Method for Evaluation of Painted or Coated Specimens Subjected to Corrosive Environments. *ASTM D2244* - Test Method for Calculations of Color Differences from Instrumentally Measured Color Coordinates. *ASTM D2794* - Test Method for Resistance of Organic Coatings to The Effects of Rapid Deformation (Impact). *ASTM D3359* - Test Method for Measuring Adhesion by Tape Test.

**1.06 SUBMITTAL**

The manufacturer's submittal package shall be provided prior to installation.

**1.07 PRODUCT HANDLING AND STORAGE**

Upon receipt at the job site, all materials shall be checked to ensure that no damages occurred during shipping or handling. Materials shall be stored in such a manner to ensure proper ventilation and drainage and to protect against damage, weather, vandalism and theft.

**PART 2 - MATERIALS**

**2.01 MANUFACTURER**

The steel roll gate system shall conform to Ameristar® (specify product line as PassPort® Commercial Ornamental, PassPort II® Industrial Ornamental or PassPort® IS Security Pale) design series, (specify the style as Classic, Majestic, Genesis, or Invincible for PassPort® or PassPort II® ornamental roll gates or Trident, Stronghold, or Gauntlet for PassPort IS® security roll gates) style and (specify frame configuration as 2-rail or 3-rail) frame configuration manufactured by Ameristar Fence Products, Inc. in Tulsa, Oklahoma.

**2.02 MATERIAL**

A. Steel material for roll gate components (i.e. pickets or pales, rails, diagonals and uprights), shall be commercial steel with a minimum yield strength of 45,000 psi (344 MPa).

B. Ornamental picket/pale material shall be (specify 3/4" square x 14 Ga. tubing for PassPort® Commercial Ornamental gate pickets, 1" square x 14 Ga. tubing for PassPort® II Industrial Ornamental gate pickets, or 2-3/4" wide x 0.075" thick corrugated pales for PassPort IS® security roll gates). Picket/pale spacing shall be (specify 4-5/8" for PassPort® Commercial Ornamental gate pickets, 4-3/4" for PassPort® II Industrial Ornamental gate pickets, or 6" for PassPort IS® security pales). Material for top rails, uprights and diagonal rails shall be 2" square x 11 Ga. Material for the bottom rail shall be 2" x 4" x 11 Ga. Posts shall be a minimum of 4" square x 11 Ga.

**2.03 FABRICATION**

A. Pickets/pales, rails, uprights and posts shall be precut to specified lengths. Diagonals shall be precut to specified lengths and angles. Frame materials shall be joined by welding. Pickets/pales shall be face welded to roll gate frame, except for Invincible or Gauntlet style gates over 18' long. Invincible or Gauntlet style gates over 18' long shall have pickets face-welded to 2" x 2" angle iron to form panels equal in length to the gate frame bay width.

B. The manufactured roll gates and bolt-on panels (if applicable) shall be subjected to the PermaCoat® thermal stratification coating process (high-temperature, in-line, multi-stage, multi-layer) including, as a minimum, a six-stage pre-treatment/wash (with zinc phosphate), an electrostatic spray application of an epoxy base, and a separate electrostatic spray application of a polyester finish. The base coat shall be a thermosetting epoxy powder coating (gray in color) with a minimum thickness of 2 mils (0.0508mm). The topcoat shall be a "no-mar" TGIC polyester powder coat finish with a minimum thickness of 2 mils (0.0508mm). The color shall be (specify Black, Bronze, White, or Desert Sand). The stratification-coated framework shall be capable of meeting the performance requirements for each quality characteristic shown in Table 1.

C. Completed gates shall be capable of supporting a 200 lb. load applied at midspan without permanent deformation.

**PART 3 - EXECUTION**

**3.01 PREPARATION**

All new installation shall be layed out by the contractor in accordance with the construction plans.

**3.02 INSTALLATION**

Gate posts shall be set in accordance with the spacings shown in the construction plans. The "Earthwork" and "Concrete" sections of this specification shall govern post base material requirements. 6" wheels shall be bolted to the gate (between the wheel plates welded near the ends of the gate bottom rail). The gate shall be set upright with the V-grooved wheels positioned over the pre-installed steel V-track that traverses the gate opening. Roller guides shall be affixed to the gate posts at a height even with the gate top rail to hold the gate in a vertical position. Gate stops shall be welded to the end of the gate or track so gate cannot pass rollers in either direction.

**3.03 CLEANING**

The contractor shall clean the jobsite of excess materials; post hole excavations shall be scattered uniformly away from posts.

Table 1 - Coating Performance Requirements

Quality Characteristics	ASTM Test Method	Performance Requirements
Adhesion	D3359 - Method B	Adhesion (Retention of Coating) over 90% of test area (Tape and knife test).
Corrosion Resistance	B117 & D1654	Corrosion Resistance over 500 hours (Scribed per D1654; failure mode is accumulation of 1/8" coating loss from scribe or medium #8 blisters).
Impact Resistance	D2794	Impact Resistance over 60 inch lb. (Forward impact using 0.625" ball).
Weathering Resistance	D822, D2244, D523 (60° Method)	Weathering Resistance over 500 hours (Failure mode is 60% loss of gloss or color variance of more than 3 delta-E color units).

**AMERISTAR® PASSPORT® WELDED ROLL GATE  
LIMITED WARRANTY**

PassPort® Welded Roll Gates by AMERISTAR® are manufactured from the highest quality materials by skilled craftsmen to meet the highest standards of workmanship in the industry.

Ameristar Fence Products hereby certifies that its gates are free from defects in material or workmanship and all gate components and hardware are guaranteed against such defects for a one (1) year period from the original date of purchase. (Note: Accidental damages, defects resulting from improper installation techniques, and damage from abuse or vandalism are not included herein).

Additionally, the powder coated surface on PassPort® Welded Roll Gates, including all gate components and hardware, is guaranteed under normal and proper usage, against cracking, peeling, chipping, blistering or corroding for a period of one (1) year from the original purchase date. Normal and proper usage does not include physical damage, abrasion or exposure to salty environments to the protective coating.

Should any PassPort® Welded Roll Gate or gate component manufactured by Ameristar Fence Products fail in accordance with any of the above conditions, Ameristar Fence Products warrants to the original purchaser their redemption through replacement or renewal. The decision as to which method of redemption is allowed is solely at the discretion of Ameristar. Notice of failure under the conditions of this warranty shall be sent to Ameristar Fence Products or its authorized representative, in writing, together with proof of purchase and shall specify the nature of the defect and when it was first observed. Should the gate be improperly assembled or installed, Ameristar Fence Products shall not be responsible for guaranteed performance or appearance of the material. Neither does this guarantee apply when failure or damage is due to improper use or application, abuse or misuse, vandalism or acts of God. Ameristar Fence Products reserves the right to inspect the material to determine validity of the claim.

Upon validation of the claim by Ameristar Fence Products or its authorized representative, redemption by replacement or renewal shall be made by Ameristar Fence Products. Reimbursement for the costs of removal and installation of materials are not included in the guarantee, nor will Ameristar Fence Products provide those services.

The above constitutes the complete warranty by the manufacturer. No other agreement, written or implied, is valid. Ameristar Fence Products does not authorize any other person or agent to make any other express warranties. Ameristar Fence Products neither assumes, nor authorizes any other person or agent to assume, any other liability in connection with PassPort® Welded Roll Gates. Some jurisdictions do not allow limitations on how long an implied warranty lasts, nor do they allow an exclusion or limitation of incidental or consequential damages; therefore, the limitations and exclusions noted herein may not apply.

PURCHASE DATE \_\_\_\_\_

DEALER SIGNATURE \_\_\_\_\_

**AMERISTAR FENCE .com**  
P. O. BOX 581000  
TULSA, OKLAHOMA 74158-1000